

Тележки

Технические характеристики

По вопросам продаж и поддержки обращайтесь:

Алматы (727)345-47-04
Ангарск (3955)60-70-56
Архангельск (8182)63-90-72
Астрахань (8512)99-46-04
Барнаул (3852)73-04-60
Белгород (4722)40-23-64
Благовещенск (4162)22-76-07
Брянск (4832)59-03-52
Владивосток (423)249-28-31
Владикавказ (8672)28-90-48
Владимир (4922)49-43-18
Волгоград (844)278-03-48
Вологда (8172)26-41-59
Воронеж (473)204-51-73
Екатеринбург (343)384-55-89

Иваново (4932)77-34-06
Ижевск (3412)26-03-58
Иркутск (395)279-98-46
Казань (843)206-01-48
Калининград (4012)72-03-81
Калуга (4842)92-23-67
Кемерово (3842)65-04-62
Киров (8332)68-02-04
Коломна (4966)23-41-49
Кострома (4942)77-07-48
Краснодар (861)203-40-90
Красноярск (391)204-63-61
Курск (4712)77-13-04
Курган (3522)50-90-47
Липецк (4742)52-20-81

Магнитогорск (3519)55-03-13
Москва (495)268-04-70
Мурманск (8152)59-64-93
Набережные Челны (8552)20-53-41
Нижний Новгород (831)429-08-12
Новокузнецк (3843)20-46-81
Ноябрьск (3496)41-32-12
Новосибирск (383)227-86-73
Омск (3812)21-46-40
Орел (4862)44-53-42
Оренбург (3532)37-68-04
Пенза (8412)22-31-16
Петрозаводск (8142)55-98-37
Псков (8112)59-10-37
Пермь (342)205-81-47

Ростов-на-Дону (863)308-18-15
Рязань (4912)46-61-64
Самара (846)206-03-16
Санкт-Петербург (812)309-46-40
Саратов (845)249-38-78
Севастополь (8692)22-31-93
Саранск (8342)22-96-24
Симферополь (3652)67-13-56
Смоленск (4812)29-41-54
Сочи (862)225-72-31
Ставрополь (8652)20-65-13
Сургут (3462)77-98-35
Сыктывкар (8212)25-95-17
Тамбов (4752)50-40-97
Тверь (4822)63-31-35

Тольятти (8482)63-91-07
Томск (3822)98-41-53
Тула (4872)33-79-87
Тюмень (3452)66-21-18
Ульяновск (8422)24-23-59
Улан-Удэ (3012)59-97-51
Уфа (347)229-48-12
Хабаровск (4212)92-98-04
Чебоксары (8352)28-53-07
Челябинск (351)202-03-61
Череповец (8202)49-02-64
Чита (3022)38-34-83
Якутск (4112)23-90-97
Ярославль (4852)69-52-93

Россия +7(495)268-04-70

Казахстан +7(727)345-47-04

Беларусь +(375)257-127-884

Узбекистан +998(71)205-18-59

Киргизия +996(312)96-26-47

эл.почта: vha@nt-rt.ru || сайт: <https://vollrath.nt-rt.ru/>



Traex® Dollies

Easily transport heavy dish racks with the Vollrath® Traex dolly base. These units are made of impact-resistant copolymer and feature reinforced caster mounts and a rib-reinforced base for maximum strength and stability. Four sturdy casters ensure swift maneuvering, allowing you to easily move up to 350 pounds. Additional items, like handles and covers are sold separately, allowing you to determine what pieces would best suit your needs.

Easily transports up to 350 pounds

Four 5-inch casters ensure swift maneuvering

Optional ½-inch hole for drainage

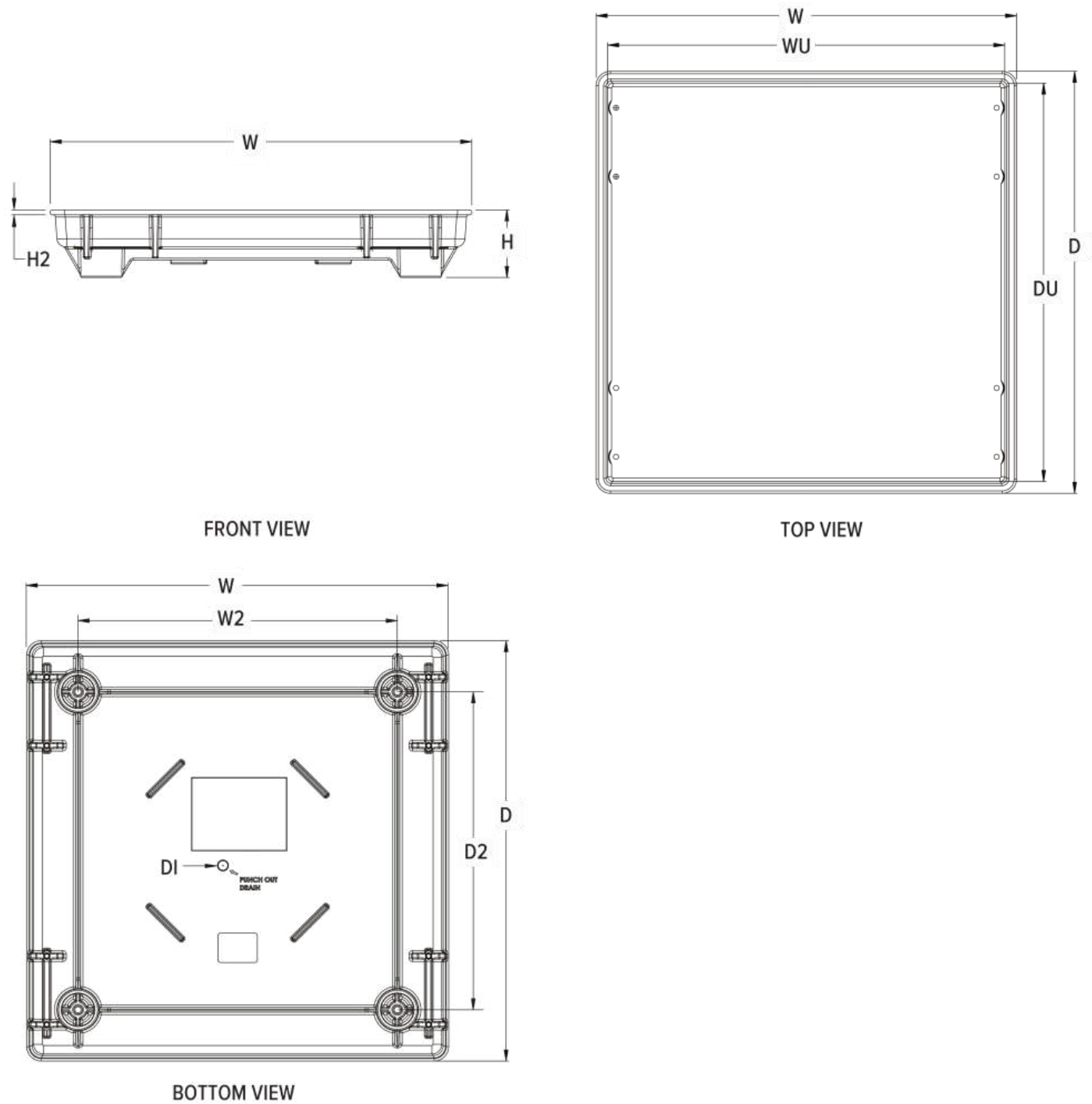
Impact-resistant copolymer is durable and long lasting

Reinforced caster mounts and a rib-reinforced base provide additional strength

Optional handle (1698) and cover (TRCV3 or TRCV4) are sold separately

Made in the USA

PRODUCT SPECIFICATIONS



Model Information

UPC	029419886937
-----	--------------

Unit Dimensions

Overall Dimensions (IN)	21.48 x 21.48 x 3.44
(W) Width (IN)	21.48
(WU) Usable Width (IN)	20.27
(W2) Secondary Width (IN)	16.25
(D) Depth (IN)	21.48
(DU) Usable Depth (IN)	20.27
(D2) Secondary Depth (IN)	16.25
(H) Height (IN)	3.44
(H2) Secondary Height (IN)	0.25
(DI) Diameter	0.56
Caster Size (IN)	5
(W) Width (CM)	54.6
(WU) Usable Width (CM)	51.5
(W2) Secondary Width (CM)	41.3
(D) Depth (CM)	54.6
(DU) Usable Depth (CM)	51.5
(D2) Secondary Depth (CM)	41.3
(H) Height (CM)	8.7
(H2) Secondary Height (CM)	0.6
(DI) Diameter (CM)	1.4
Caster Size (CM)	12.7

Volume

Capacity (LB)	350
---------------	-----

Construction

Color	Beige
-------	-------

Case Lot Measurement

Case Lot	1
Case Width	22
Case Height	3.62
Case Length	22
Case Lot Cube (ft.)	1.1
Case Lot Weight (lbs.)	13.6

PRODUCT **ACCESSORIES**

Name	Item #
Chrome-plated handle for Traex® dolly	1698



Traex® Dollies

Easily transport heavy dish racks with the Vollrath® Traex dolly base. These units are made of impact-resistant copolymer and feature reinforced caster mounts and a rib-reinforced base for maximum strength and stability. Four sturdy casters ensure swift maneuvering, allowing you to easily move up to 350 pounds. Additional items, like handles and covers are sold separately, allowing you to determine what pieces would best suit your needs.

Easily transports up to 350 pounds

Four 5-inch casters ensure swift maneuvering

Optional ½-inch hole for drainage

Impact-resistant copolymer is durable and long lasting

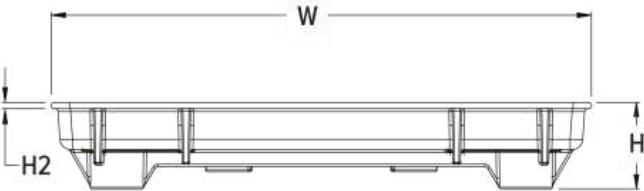
Reinforced caster mounts and a rib-reinforced base provide additional strength

Optional handle (1698) and cover (TRCV3 or TRCV4) are sold separately

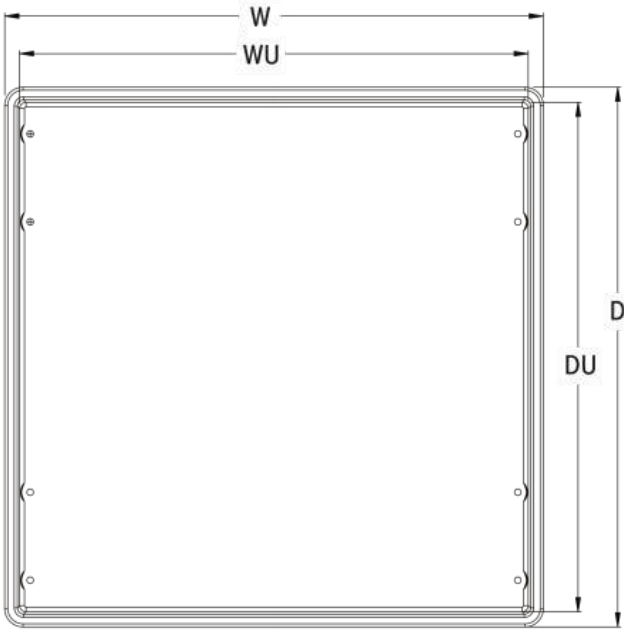
Made in the USA



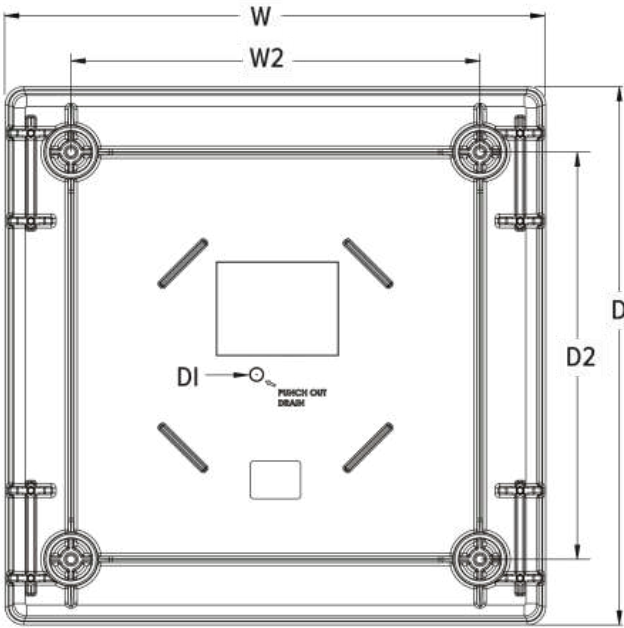
PRODUCT SPECIFICATIONS



FRONT VIEW



TOP VIEW



BOTTOM VIEW

Model Information

UPC

029419886944

Unit Dimensions

Overall Dimensions (IN)

21.48 x 21.48 x 3.44

(W) Width (IN)

21.48

(WU) Usable Width (IN)	20.27
(W2) Secondary Width (IN)	16.25
(D) Depth (IN)	21.48
(DU) Usable Depth (IN)	20.27
(D2) Secondary Depth (IN)	16.25
(H) Height (IN)	3.44
(H2) Secondary Height (IN)	0.25
(DI) Diameter	0.56
Caster Size (IN)	5
(W) Width (CM)	54.6
(WU) Usable Width (CM)	51.5
(W2) Secondary Width (CM)	41.3
(D) Depth (CM)	54.6
(DU) Usable Depth (CM)	51.5
(D2) Secondary Depth (CM)	41.3
(H) Height (CM)	8.7
(H2) Secondary Height (CM)	0.6
(DI) Diameter (CM)	1.4
Caster Size (CM)	12.7

Volume

Capacity (LB)	350
---------------	-----

Construction

Color	Red
-------	-----

Case Lot Measurement

Case Lot	1
Case Width	27.75
Case Height	3.75
Case Length	21.755
Case Lot Cube (ft.)	1.03
Case Lot Weight (lbs.)	13.66

PRODUCT **ACCESSORIES**

Name	Item #
Chrome-plated handle for Traex® dolly	1698



Traex[®] recycled rack dolly in black

Transport heavy racks easily with the Traex rack dolly by Vollrath. It's made of recycled, impact-resistant copolymer plastic and features a rib-reinforced base for maximum strength and stability. Four sturdy casters ensure swift maneuvering, helping you to move up to 350 pounds. Additional items, like handles and covers, are sold separately, so you can determine what pieces would best suit your needs.

350-pound capacity

Impact-resistant copolymer plastic construction is durable and long-lasting

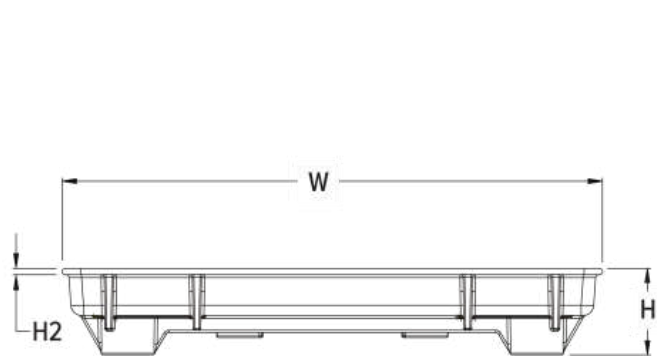
Reinforced caster mounts and a rib-reinforced base provide additional strength

Four 5-inch casters ensure swift maneuvering

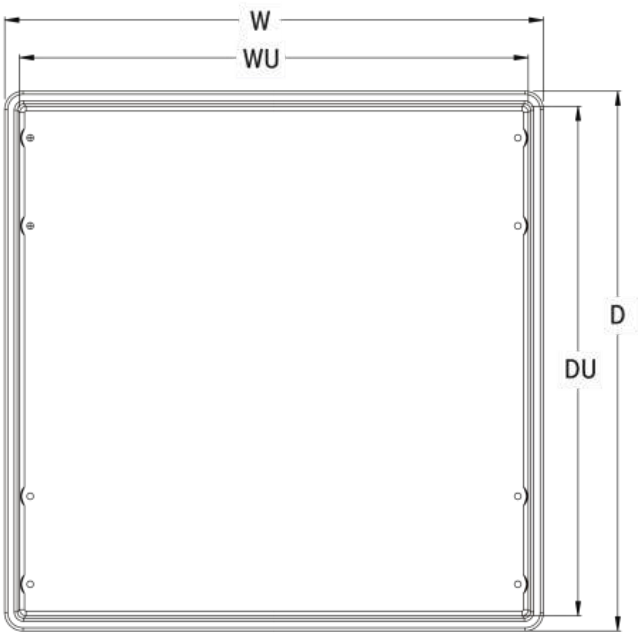
Optional handle (Vollrath® item number 1698) and cover (Vollrath® item number TRCV3 or TRCV4) are sold separately

Made in the USA

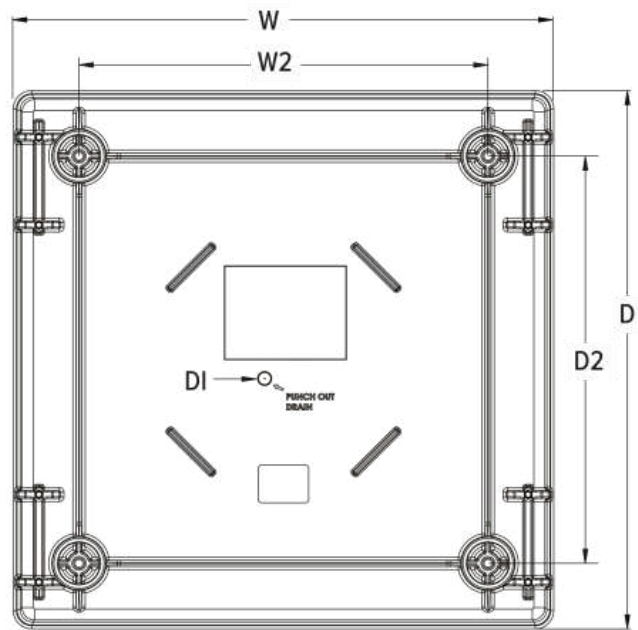
PRODUCT SPECIFICATIONS



FRONT VIEW



TOP VIEW



BOTTOM VIEW

Model Information

UPC	029419886951
-----	--------------

Unit Dimensions

Overall Dimensions (IN)	21.48 x 21.48 x 3.44
-------------------------	----------------------

(W) Width (IN)	21.48
----------------	-------

(WU) Usable Width (IN)	20.27
------------------------	-------

(W2) Secondary Width (IN)	16.25
---------------------------	-------

(D) Depth (IN)	21.48
----------------	-------

(DU) Usable Depth (IN)	20.27
------------------------	-------

(D2) Secondary Depth (IN)	16.25
---------------------------	-------

(H) Height (IN)	3.44
-----------------	------

(H2) Secondary Height (IN)	0.25
----------------------------	------

(DI) Diameter	0.56
---------------	------

Caster Size (IN)	5
------------------	---

(W) Width (CM)	54.6
----------------	------

(WU) Usable Width (CM)	51.5
------------------------	------

(W2) Secondary Width (CM)	41.3
---------------------------	------

(D) Depth (CM)	54.6
----------------	------

(DU) Usable Depth (CM)	51.5
------------------------	------

(D2) Secondary Depth (CM)	41.3
---------------------------	------

(H) Height (CM)	8.7
-----------------	-----

(H2) Secondary Height (CM)	0.6
----------------------------	-----

(DI) Diameter (CM)	1.4
--------------------	-----

Caster Size (CM)	12.7
------------------	------

Volume

Capacity (LB)	350
---------------	-----

Construction

Color	Black
-------	-------

Case Lot Measurement

Case Lot	1
Case Width	22
Case Height	3.63
Case Length	22
Case Lot Cube (ft.)	1.12
Case Lot Weight (lbs.)	13.6

PRODUCT **ACCESSORIES**

Name	Item #
Chrome-plated handle for Traex® dolly	1698



Traex® recycled rack dolly in black with locking casters

Transport heavy racks easily with the Traex rack dolly by Vollrath. It's made of recycled, impact-resistant copolymer plastic and features a rib-reinforced base for maximum strength and stability. Four sturdy casters ensure swift maneuvering, helping you to move up to 350 pounds, and their locking function allows you to prevent further movement when desired. Additional items, like handles and covers, are sold separately, so you can determine what pieces would best suit your needs.

[350-pound capacity](#)

Impact-resistant copolymer plastic construction is durable and long-lasting

Reinforced caster mounts and a rib-reinforced base provide additional strength

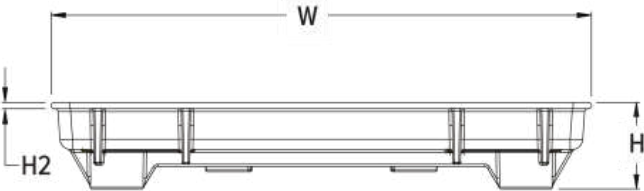
Four 5-inch casters ensure swift maneuvering and feature locks to prevent unwanted movement

Optional handle (Vollrath® item number 1698) and cover (Vollrath® item number TRCV3 or TRCV4) are sold separately

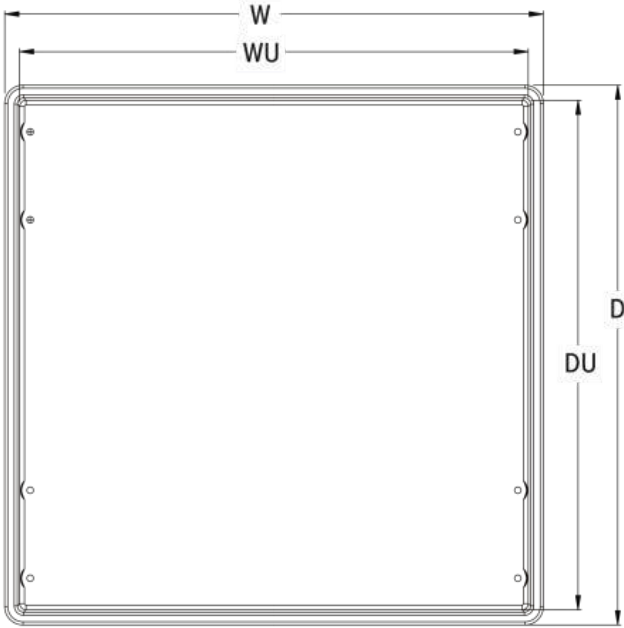
Made in the USA



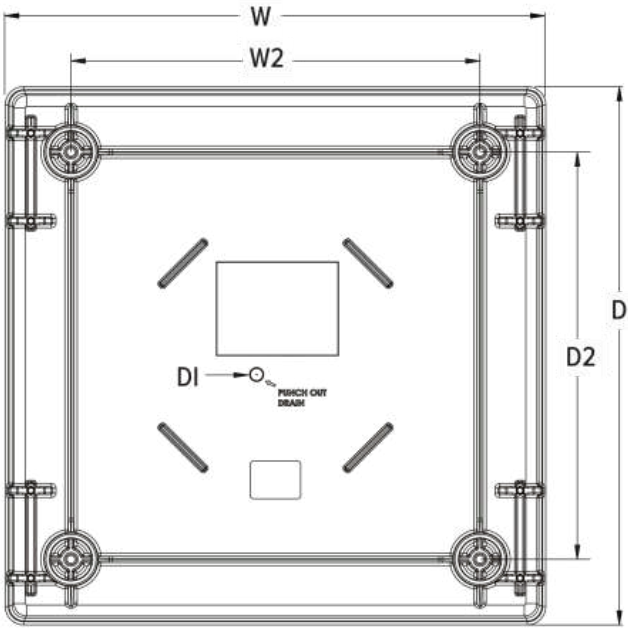
PRODUCT SPECIFICATIONS



FRONT VIEW



TOP VIEW



BOTTOM VIEW

Model Information

UPC

029419886968

Unit Dimensions

Overall Dimensions (IN)

21.48 x 21.48 x 3.44

(W) Width (IN)

21.48

(WU) Usable Width (IN)	20.27
(W2) Secondary Width (IN)	16.25
(D) Depth (IN)	21.48
(DU) Usable Depth (IN)	20.27
(D2) Secondary Depth (IN)	16.25
(H) Height (IN)	3.44
(H2) Secondary Height (IN)	0.25
(DI) Diameter	0.56
Caster Size (IN)	5
(W) Width (CM)	54.6
(WU) Usable Width (CM)	51.5
(W2) Secondary Width (CM)	41.3
(D) Depth (CM)	54.6
(DU) Usable Depth (CM)	51.5
(D2) Secondary Depth (CM)	41.3
(H) Height (CM)	8.7
(H2) Secondary Height (CM)	0.6
(DI) Diameter (CM)	1.4
Caster Size (CM)	12.7

Volume

Capacity (LB)	350
---------------	-----

Construction

Color	Black
-------	-------

Case Lot Measurement

Case Lot	1
Case Width	21.81
Case Height	5.06
Case Length	21.81
Case Lot Cube (ft.)	1.39
Case Lot Weight (lbs.)	14.2

PRODUCT **ACCESSORIES**

Name	Item #
Chrome-plated handle for Traex® dolly	1698



Traex[®] recycled rack dolly in beige with locking casters

Transport heavy racks easily with the Traex rack dolly by Vollrath. It's made of recycled, impact-resistant copolymer plastic and features a rib-reinforced base for maximum strength and stability. Four sturdy casters ensure swift maneuvering, helping you to move up to 350 pounds, and their locking function allows you to prevent further movement when desired. Additional items, like handles and covers, are sold separately, so you can determine what pieces would best suit your needs.

[350-pound capacity](#)

Impact-resistant copolymer plastic construction is durable and long-lasting

Reinforced caster mounts and a rib-reinforced base provide additional strength

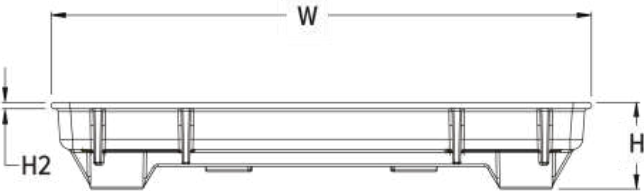
Four 5-inch casters ensure swift maneuvering and feature locks to prevent unwanted movement

Optional handle (Vollrath® item number 1698) and cover (Vollrath® item number TRCV3 or TRCV4) are sold separately

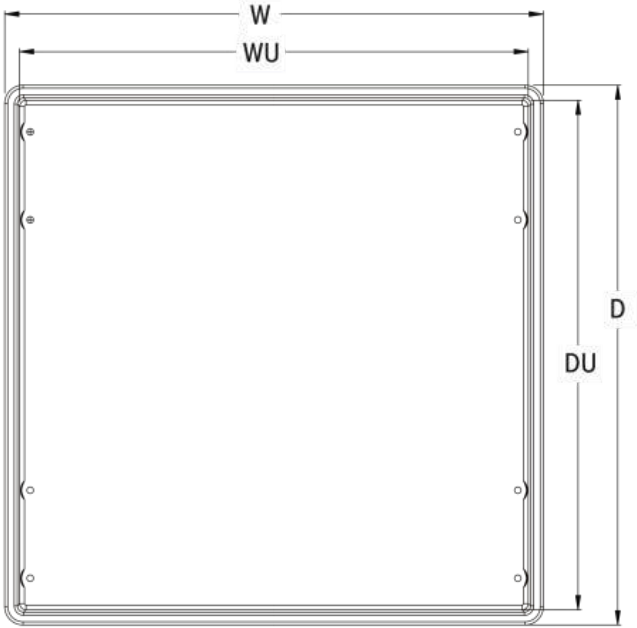
Made in the USA



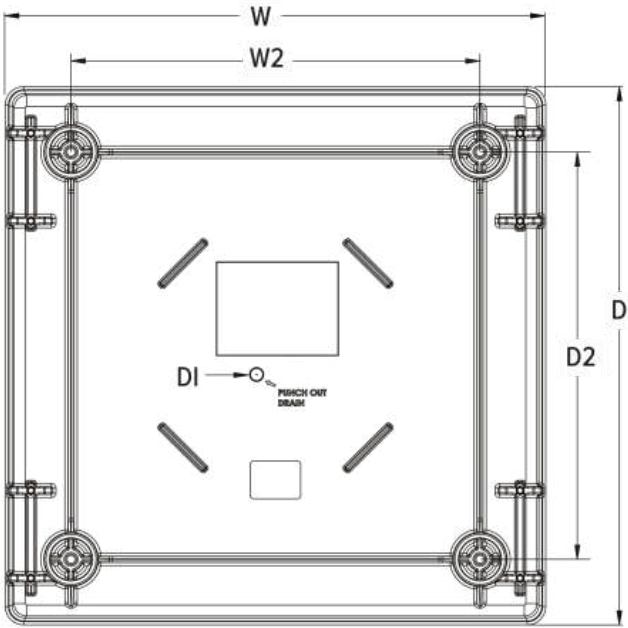
PRODUCT SPECIFICATIONS



FRONT VIEW



TOP VIEW



BOTTOM VIEW

Model Information

UPC

029419886975

Unit Dimensions

Overall Dimensions (IN)

21.48 x 21.48 x 3.44

(W) Width (IN)

21.48

(WU) Usable Width (IN)	20.27
(W2) Secondary Width (IN)	16.25
(D) Depth (IN)	21.48
(DU) Usable Depth (IN)	20.27
(D2) Secondary Depth (IN)	16.25
(H) Height (IN)	3.44
(H2) Secondary Height (IN)	0.25
(DI) Diameter	0.56
Caster Size (IN)	5
(W) Width (CM)	54.6
(WU) Usable Width (CM)	51.5
(W2) Secondary Width (CM)	41.3
(D) Depth (CM)	54.6
(DU) Usable Depth (CM)	51.5
(D2) Secondary Depth (CM)	41.3
(H) Height (CM)	8.7
(H2) Secondary Height (CM)	0.6
(DI) Diameter (CM)	1.4
Caster Size (CM)	12.7

Volume

Capacity (LB)	350
---------------	-----

Construction


Color	Beige
-------	-------

Case Lot Measurement

Case Lot	1
Case Width	21.81
Case Height	5.06
Case Length	21.81
Case Lot Cube (ft.)	1.39
Case Lot Weight (lbs.)	14.2

PRODUCT **ACCESSORIES**

Name	Item #
Chrome-plated handle for Traex® dolly	1698



Traex[®] recycled rack dolly in blue

Transport heavy racks easily with the Traex rack dolly by Vollrath. It's made of recycled, impact-resistant copolymer plastic and features a rib-reinforced base for maximum strength and stability. Four sturdy casters ensure swift maneuvering, helping you to move up to 350 pounds. Additional items, like handles and covers, are sold separately, so you can determine what pieces would best suit your needs.

350-pound capacity

Impact-resistant copolymer plastic construction is durable and long-lasting

Reinforced caster mounts and a rib-reinforced base provide additional strength

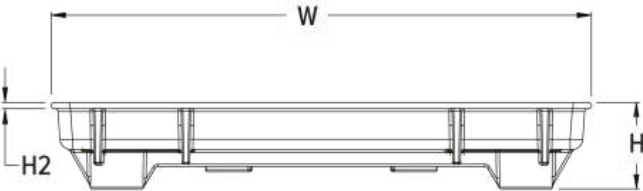
Four 5-inch casters ensure swift maneuvering

Optional handle (Vollrath® item number 1698) and cover (Vollrath® item number TRCV3 or TRCV4) are sold separately

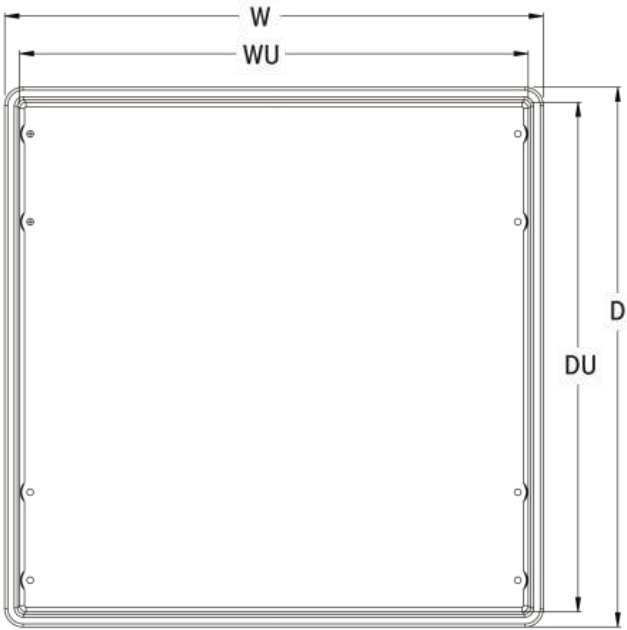
Made in the USA



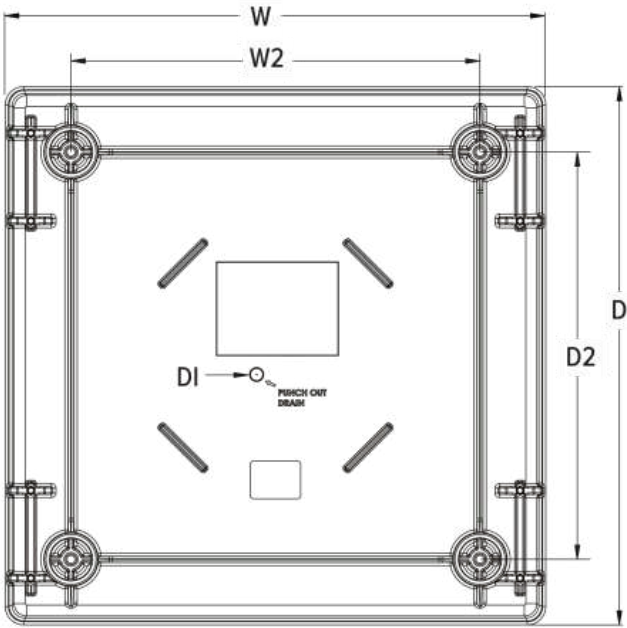
PRODUCT **SPECIFICATIONS**



FRONT VIEW



TOP VIEW



BOTTOM VIEW

Model Information

UPC

029419886982

Unit Dimensions

Overall Dimensions (IN)

21.48 x 21.48 x 3.44

(W) Width (IN)

21.48

(WU) Usable Width (IN)	20.27
(W2) Secondary Width (IN)	16.25
(D) Depth (IN)	21.48
(DU) Usable Depth (IN)	20.27
(D2) Secondary Depth (IN)	16.25
(H) Height (IN)	3.44
(H2) Secondary Height (IN)	0.25
(DI) Diameter	0.56
Caster Size (IN)	5
(W) Width (CM)	54.6
(WU) Usable Width (CM)	51.5
(W2) Secondary Width (CM)	41.3
(D) Depth (CM)	54.6
(DU) Usable Depth (CM)	51.5
(D2) Secondary Depth (CM)	41.3
(H) Height (CM)	8.7
(H2) Secondary Height (CM)	0.6
(DI) Diameter (CM)	1.4
Caster Size (CM)	12.7

Volume

Capacity (LB)	350
---------------	-----

Construction

Color	Blue
-------	------

Case Lot Measurement

Case Lot	1
Case Width	21.75
Case Height	3.75
Case Length	21.755
Case Lot Cube (ft.)	1.03
Case Lot Weight (lbs.)	13.66

PRODUCT **ACCESSORIES**

Name	Item #
Chrome-plated handle for Traex® dolly	1698



Chrome-plated handle for Traex® dolly

The chrome-plated handle by Vollrath is the perfect accessory for your Traex dolly. The durable construction and chrome plating make this handle strong and sleek. It attaches to your dolly easily, helps you move heavy loads, and improves overall maneuverability for a smoother user experience.

Strong and sturdy construction

Attaches to your Traex dolly easily

Chrome plating creates a sleek look

Helps move heavier loads and improves overall maneuverability

Made in the USA



PRODUCT SPECIFICATIONS

Model Information

UPC	029419887002
-----	--------------

Unit Dimensions

(W) Width (IN)	20.5
(H) Height (IN)	30
(W) Width (CM)	52.07
(H) Height (CM)	76.2

Case Lot Measurement

Case Lot	1
Case Width	14.5
Case Height	10.250006
Case Length	21.25
Case Lot Cube (ft.)	0.27
Case Lot Weight (lbs.)	5.2

PRODUCT **ACCESSORIES**

Name	Item #
Traex® Dollies	1697



Plastic Rack Dollies

Smoothly and safely transport full-size racks with the Vollrath® plastic rack dolly. Made of strong polypropylene that's designed to resist rust and withstand elevated temperatures, this dolly is sure to meet your needs. Four sturdy swivel caster wheels ensure swift maneuvering, allowing you to easily transport up to 200 pounds. For increased versatility, try pairing this rack dolly with the Vollrath ABS insert cover, which catches drainage when transporting wet racks, or the 27-inch Vollrath handle for easier transportation.

Supports 200 pounds of full-size racks

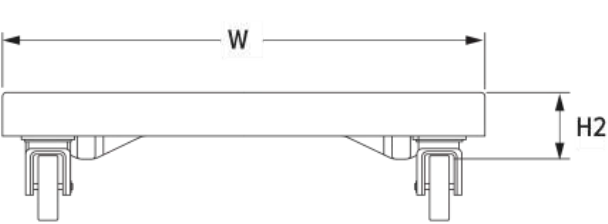
Four 3-inch nonmarking swivel casters ensure easy movement

Specialized formulation of polypropylene is designed to resist rust and withstand elevated temperatures

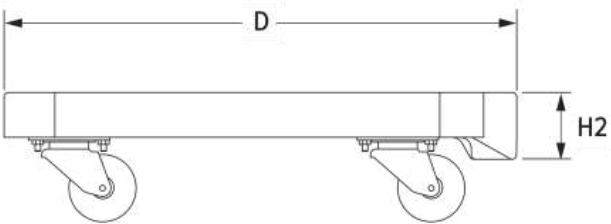
Made in the USA

Vollrath ABS insert cover (item number 52291) and 27-inch handle (part product number 52293) sold separately

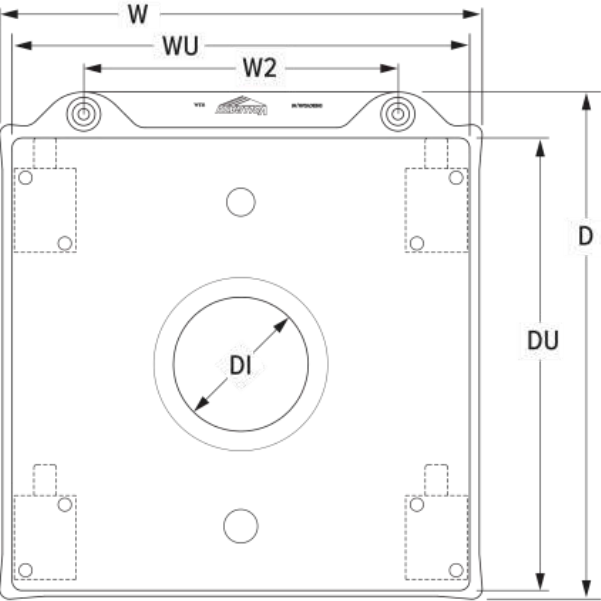
PRODUCT SPECIFICATIONS



FRONT VIEW



SIDE VIEW



TOP VIEW

Model Information

UPC	029419090679
-----	--------------

Unit Dimensions

(W) Width (IN)	21.5
(WU) Usable Width (IN)	20.562
(W2) Secondary Width (IN)	14
(D) Depth (IN)	22.69
(DU) Usable Depth (IN)	20.25
(H) Height (IN)	23.5
(H2) Secondary Height (IN)	2.975
(DI) Diameter	6
Caster Size (IN)	3
Platform Dimensions (IN)	20 x 20 x 5.875
(W) Width (CM)	54.6
(WU) Usable Width (CM)	52.2
(W2) Secondary Width (CM)	35.6
(D) Depth (CM)	57.6
(DU) Usable Depth (CM)	51.4
(H2) Secondary Height (CM)	7.6
(DI) Diameter (CM)	15.2
Caster Size (CM)	7.6
Platform Dimensions (CM)	50.8 x 50.8 x 14.9

Volume

Capacity (KG)	90
Capacity (LB)	200

Case Lot Measurement

Case Lot	1
Case Width	6.375
Case Height	25.25
Case Length	22.25
Case Lot Cube (ft.)	2.06
Case Lot Weight (lbs.)	11.34

PRODUCT **ACCESSORIES**

Name	Item #
Plastic Rack Dollies	52293

PRODUCT **PARTS**

Name	Part #
SWIVEL CASTER 3"	9573B



DISCONTINUED

Plastic Rack Dollies

Made in U.S.A.

PRODUCT SPECIFICATIONS

Model Information

UPC	029419227433
-----	--------------

Unit Dimensions

Overall Dimensions (IN)	20 x 20 x 33
(W) Width (IN)	20
(D) Depth (IN)	20
(H) Height (IN)	33
Caster Size (IN)	3
Platform Dimensions (IN)	20 x 20 x 5.875
(W) Width (CM)	50.8
(D) Depth (CM)	50.8
(H) Height (CM)	83.8
Caster Size (CM)	7.6
Platform Dimensions (CM)	50.8 x 50.8 x 14.9

Volume

Capacity (KG)	90
Capacity (LB)	200

Case Lot Measurement

Case Lot	1
Case Width	22
Case Height	2.125
Case Length	22.25
Case Lot Cube (ft.)	0.6
Case Lot Weight (lbs.)	3.32



Plastic Rack Dollies

Smoothly and safely transport full-size racks with the Vollrath® plastic rack dolly. Made of strong polypropylene that's designed to resist rust and withstand elevated temperatures, this dolly is sure to meet your needs. Two swivel back casters provide swift maneuvering, allowing you to easily transport up to 200-pounds. For increased versatility, try pairing this rack dolly with the Vollrath ABS insert cover, which catches drainage when transporting wet racks, or the 27-inch Vollrath handle for easier transportation.

Supports 200 pounds of full-size racks

Two 3-inch nonmarking fixed front casters allow easy movement and swivel back casters ensure swift maneuvering

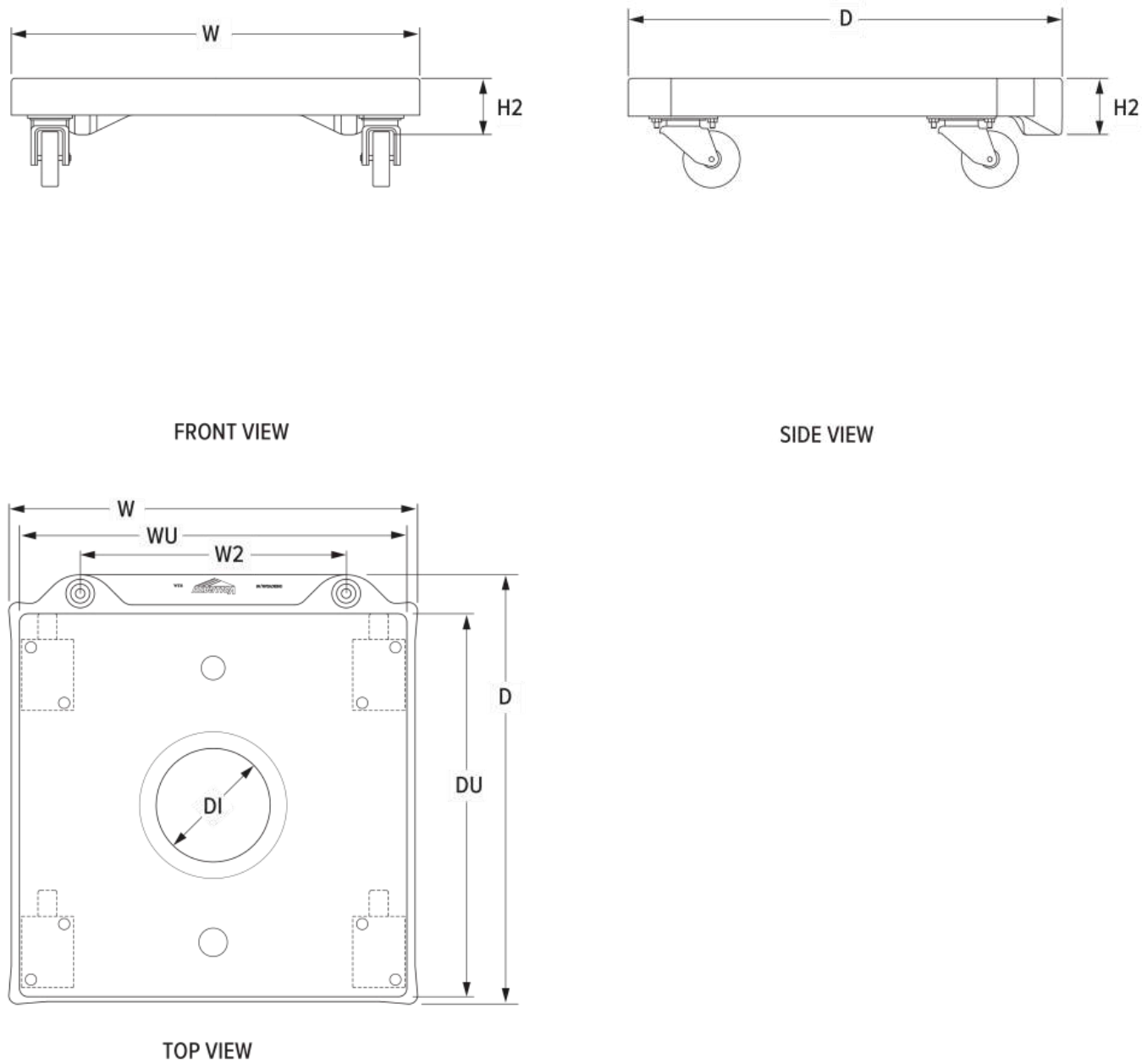
Specialized formulation of polypropylene is designed to resist rust and withstand elevated temperatures

Made in the USA

Vollrath ABS insert cover (item number 52291) and 27-inch handle (part product number 52293) sold separately



PRODUCT SPECIFICATIONS



Model Information

UPC	029419090686
-----	--------------

Unit Dimensions

(W) Width (IN)	21.5
(WU) Usable Width (IN)	20.562

(W2) Secondary Width (IN)	14
(D) Depth (IN)	22.69
(DU) Usable Depth (IN)	20.25
(H) Height (IN)	23.500013
(H2) Secondary Height (IN)	2.975
(DI) Diameter	6
(W) Width (CM)	54.6
(WU) Usable Width (CM)	52.2
(W2) Secondary Width (CM)	35.6
(D) Depth (CM)	57.6
(DU) Usable Depth (CM)	51.4
(H2) Secondary Height (CM)	7.6
(DI) Diameter (CM)	15.2

Case Lot Measurement

Case Lot	1
Case Width	6.375
Case Height	25.375
Case Length	22
Case Lot Cube (ft.)	2.06
Case Lot Weight (lbs.)	11.32

PRODUCT ACCESSORIES

Name	Item #
Plastic Rack Dollies	52291
Plastic Rack Dollies	52293

PRODUCT **PARTS**

Name	Part #
SWIVEL CASTER 3"	9573B



Plastic Rack Dollies

Improve the maneuverability of your plastic rack dolly with this handle by Vollrath®. This removable 27-inch handle reaches 33 inches once attached to your plastic rack dolly and is made of carbon steel for durability and is chrome-plated for a smooth, finished look.

27-inch handle reaches 33 inches from the ground when attached to the rack dolly

Chrome-plated carbon steel is durable and long lasting

Made in the USA



PRODUCT **SPECIFICATIONS**

Model Information

UPC	029419090693
-----	--------------

Unit Dimensions

(W) Width (IN)	15.5
(D) Depth (IN)	31
(H) Height (IN)	4.75

Weight

Weight (LB)	4.06
-------------	------

Case Lot Measurement

Case Lot	1
Case Width	15.5
Case Height	4.75
Case Length	31
Case Lot Cube (ft.)	1.32
Case Lot Weight (lbs.)	4.06

PRODUCT **PARTS**

Name	Part #
HANDLE - DOLLY	22125-1



Multi-Purpose Plastic Carts

Durable and lightweight, the Vollrath® three-shelf multipurpose plastic cart is ideal for any medium-duty application. With 16 ½" x 26" polypropylene shelves, strong handles and satin-finished aluminum uprights, this cart is attractive, sturdy and easy to clean. The textured surface on the shelves minimizes undesired movement when the cart is in motion, and the swivel casters ensure swift maneuvering. This reliable cart is shipped knocked down to reduce costs and assembles quickly to save you time.

300-pound capacity is distributed between the shelves

Four 4-inch swivel casters ensure swift maneuvering

Polypropylene shelving is durable, lightweight and easy to clean

Satin-finished aluminum uprights are sturdy and reliable

Textured shelf surface reduces product shifting

Ships knockeddown, easy to assemble

Made in the USA

PRODUCT **SPECIFICATIONS**

Model Information

UPC	029419586899
-----	--------------

Unit Dimensions

Overall Dimensions (IN)	33 x 16.8125 x 37
(W) Width (IN)	33
(D) Depth (IN)	16.81
(H) Height (IN)	37
Caster Size (IN)	4
(WS) Shelf Width (IN)	16.5
(SD) Shelf Depth (IN)	26
(HS1) Shelf Clearance Height (IN)	11.75
(W) Width (CM)	83.8
(D) Depth (CM)	42.7
(H) Height (CM)	94
Caster Size (CM)	10
(WS) Shelf Width (CM)	41.3
(SD) Shelf Depth (CM)	66
(HS1) Shelf Clearance Height (CM)	29.8

Volume

Capacity (KG)	135
Capacity (LB)	300

Construction

Color	Blue-Gray
-------	-----------

Case Lot Measurement

Case Lot	1
Case Width	10
Case Height	17.25
Case Length	30
Case Lot Cube (ft.)	2.99
Case Lot Weight (lbs.)	24.32

PRODUCT ACCESSORIES

Name	Item #
Silverware bin in gray	97280
Complete Bussing System Kits	97286
Silver Bins	97290
Refuse Bins	9728810
Polyethylene refuse bin in gray	9728820

PRODUCT PARTS

Name	Part #
GRAY TOP SHELF (97004 CART)	21533-1
CASTER (97004/97005)	21527-1

Name	Part #
GRAY HANDLE (97004 CART)	21532-1
GRAY BOTTOM SHELF-97004	21535-1
LEG (97004/97005)	21529-1
CASTER PLUG (97004/97005)	21526-1
GRAY MIDDLE SHELF-97004	21534-1



Three-shelf multipurpose plastic cart in blue-gray

Durable and lightweight, the three-shelf multipurpose plastic cart is ideal for any medium-duty application. With three large polypropylene shelves, strong handles and satin-finish aluminum uprights, this cart is attractive, sturdy and easy to clean. The textured surface on the shelves minimizes undesired movement when the cart is in motion, and the swivel casters ensure swift maneuvering. This reliable cart is shipped knocked down to reduce costs and assembles quickly to save you time.

300-pound-weight capacity is distributed between the shelves

Four 4-inch swivel casters ensure swift maneuvering

Polypropylene shelving is durable, lightweight and easy to clean

Satin-finish aluminum uprights are sturdy and reliable

Textured shelf surface reduces product shifting

Ships knocked down, easy to assemble

Made in the USA

PRODUCT SPECIFICATIONS

Model Information

UPC	029419586905
-----	--------------

Unit Dimensions

Overall Dimensions (IN)	40.25 x 19.875 x 37
-------------------------	---------------------

(W) Width (IN)	40.25
----------------	-------

(D) Depth (IN)	19.87
----------------	-------

(H) Height (IN)	37
-----------------	----

Caster Size (IN)	4
------------------	---

(WS) Shelf Width (IN)	19.25
-----------------------	-------

(SD) Shelf Depth (IN)	29.5
-----------------------	------

(HS1) Shelf Clearance Height (IN)	11.75
-----------------------------------	-------

(W) Width (CM)	102.2
----------------	-------

(D) Depth (CM)	50.5
----------------	------

(H) Height (CM)	94
-----------------	----

Caster Size (CM)	10
------------------	----

(WS) Shelf Width (CM)	48.9
-----------------------	------

(SD) Shelf Depth (CM)	74.9
-----------------------	------

(HS1) Shelf Clearance Height (CM)	29.8
-----------------------------------	------

Volume

Capacity (KG)	135
---------------	-----

Capacity (LB)	300
---------------	-----

Construction

Color	Blue-Gray
-------	-----------

Case Lot Measurement

Case Lot	1
----------	---

Case Width	10
------------	----

Case Height	20.25
-------------	-------

Case Length	37
-------------	----

Case Lot Cube (ft.)	4.34
---------------------	------

Case Lot Weight (lbs.)	35.84
------------------------	-------

PRODUCT ACCESSORIES

Name	Item #
------	--------

Silverware bin in gray	97280
------------------------	-------

Complete Bussing System Kits	97286
------------------------------	-------

Silver Bins	97290
-------------	-------

Refuse Bins	9728810
-------------	---------

Polyethylene refuse bin in gray	9728820
---------------------------------	---------

PRODUCT PARTS

Name	Part #
GRAY BOTTOM SHELF-97005	21525-1
GRAY MIDDLE SHELF-97005 CART	21524-1
GRAY HANDLE (97005 CART)	21522-1
CASTER (97004/97005)	21527-1
LEG (97004/97005)	21529-1
CASTER PLUG (97004/97005)	21526-1
GRAY TOP SHELF (97005 CART)	21523-1



Multi-Purpose Plastic Carts

Durable and lightweight, the Vollrath® three-shelf multipurpose plastic cart is ideal for any medium-duty application. With 16 ½" x 26" polypropylene shelves, strong handles and satin-finished aluminum uprights, this cart is attractive, sturdy and easy to clean. The textured surface on the shelves minimizes undesired movement when the cart is in motion, and the swivel casters ensure swift maneuvering. This reliable cart is shipped knocked down to reduce costs and assembles quickly to save you time.

300-pound capacity is distributed between the shelves

Four 4-inch swivel casters ensure swift maneuvering

Polypropylene shelving is durable,
lightweight and easy to clean

Satin-finished aluminum uprights are
sturdy and reliable

Textured shelf surface reduces product
shifting

Ships knockeddown, easy to assemble

PRODUCT **SPECIFICATIONS**

Model Information

UPC	029419621705
-----	--------------

Unit Dimensions

Overall Dimensions (IN)	33 x 16.8125 x 37
(W) Width (IN)	33
(D) Depth (IN)	16.81
(H) Height (IN)	37
Caster Size (IN)	4
(WS) Shelf Width (IN)	16.5
(SD) Shelf Depth (IN)	26
(HS1) Shelf Clearance Height (IN)	11.75
(W) Width (CM)	83.8
(D) Depth (CM)	42.7
(H) Height (CM)	94
Caster Size (CM)	10
(WS) Shelf Width (CM)	41.3
(SD) Shelf Depth (CM)	66
(HS1) Shelf Clearance Height (CM)	29.8

Volume

Capacity (KG)	135
Capacity (LB)	300

Construction

Color	Black
-------	-------

Case Lot Measurement

Case Lot	1
Case Width	8.75
Case Height	17.25
Case Length	30.25
Case Lot Cube (ft.)	2.64
Case Lot Weight (lbs.)	24.02

PRODUCT ACCESSORIES

Name	Item #
Silverware bin in gray	97280
Complete Bussing System Kits	97286
Silver Bins	97290
Refuse Bins	9728810
Polyethylene refuse bin in gray	9728820

PRODUCT PARTS

Name	Part #
BLACK BOTTOM SHELF-97006	21542-1
BLACK TOP SHELF (97006 CART)	21539-1

Name	Part #
CASTER (97004/97005)	21527-1
BLACK MIDDLE SHELF-97006	21541-1
LEG (97004/97005)	21529-1
CASTER PLUG (97004/97005)	21526-1
BLACK HANDLE (97006 CART)	21536-1



Multi-Purpose Plastic Carts

Durable and lightweight, the Vollrath® Three-shelf multi-purpose plastic cart is ideal for any medium-duty application. With 19 ¼" x 29 ½" polypropylene shelves, strong handles and satin-finished aluminum uprights, this cart is attractive, sturdy and easy to clean. The textured surface on the shelves minimizes undesired movement when the cart is in motion, and the swivel casters ensure swift maneuvering. This reliable cart is shipped knocked down to reduce costs and assembles quickly to save you time.

300-pound capacity is distributed between the large shelves

Four 4-inch swivel casters ensure swift maneuvering

Polypropylene shelving is durable,
lightweight and easy to clean

Satin-finished aluminum uprights are
sturdy and reliable

Textured shelf surface reduces product
shifting

Ships knockeddown, easy to assemble

PRODUCT **SPECIFICATIONS**

Model Information

UPC	029419621712
-----	--------------

Unit Dimensions

Overall Dimensions (IN)	40.25 x 19.875 x 37
(W) Width (IN)	40.25
(D) Depth (IN)	19.87
(H) Height (IN)	37
Caster Size (IN)	4
(WS) Shelf Width (IN)	19.25
(SD) Shelf Depth (IN)	29.5
(HS1) Shelf Clearance Height (IN)	11.75
(W) Width (CM)	102.2
(D) Depth (CM)	50.5
(H) Height (CM)	94
Caster Size (CM)	10
(WS) Shelf Width (CM)	48.9
(SD) Shelf Depth (CM)	74.9
(HS1) Shelf Clearance Height (CM)	29.8

Volume

Capacity (KG)	135
Capacity (LB)	300

Construction

Color	Black
-------	-------

Case Lot Measurement

Case Lot	1
Case Width	20.25
Case Height	10
Case Length	37
Case Lot Cube (ft.)	4.34
Case Lot Weight (lbs.)	35.84

PRODUCT ACCESSORIES

Name	Item #
Silverware bin in gray	97280
Complete Bussing System Kits	97286
Silver Bins	97290
Refuse Bins	9728810
Polyethylene refuse bin in gray	9728820

PRODUCT PARTS

Name	Part #
BLACK BOTTOM SHELF-97007	21634-1
CASTER (97004/97005)	21527-1

Name	Part #
LEG (97004/97005)	21529-1
BLACK TOP SHELF (97007 CART)	21604-1
CASTER PLUG (97004/97005)	21526-1
BLACK HANDLE (97007 CART)	21550-1
BLACK MIDDLE SHELF-97007 CART	21631-1

DISCONTINUED

Sculptura Trolleys

Made in U.S.A.

Wood grain laminate-covered shelves

Brass-plated uprights and trim

5" (13 cm) swivel casters

Dessert trolley: 9" (23 cm) high hinged acrylic dome cover

Captain's trolley: 8" (20 cm) drop leaf

Height between shelves: 10 3/4" (27.3 cm)

PRODUCT SPECIFICATIONS

Unit Dimensions

Overall Dimensions (IN)	46 x 42 x 42
(W) Width (IN)	46
(D) Depth (IN)	42
(H) Height (IN)	42
(W) Width (CM)	118
(D) Depth (CM)	41
(H) Height (CM)	108

Case Lot Measurement

Case Lot	1
Case Lot Cube (ft.)	21.04

Case Lot Weight (lbs.)

72.0




PHOTO
COMING SOON

DISCONTINUED

Sculptura Trolleys

Made in U.S.A.

Wood grain laminate-covered shelves

Brass-plated uprights and trim

5" (13 cm) swivel casters

Dessert trolley: 9" (23 cm) high hinged acrylic dome cover

Captain's trolley: 8" (20 cm) drop leaf

Height between shelves: 10 3/4" (27.3 cm)

PRODUCT **SPECIFICATIONS**

Unit Dimensions

Overall Dimensions (IN)	46 x 57.25 x 57.25
(W) Width (IN)	46
(D) Depth (IN)	57.25
(H) Height (IN)	57.25
(W) Width (CM)	118
(D) Depth (CM)	41
(H) Height (CM)	147

Case Lot Measurement

Case Lot	1
Case Lot Cube (ft.)	28.1
Case Lot Weight (lbs.)	102.0



DISCONTINUED

Sculptura Trolleys

Made in U.S.A.

Wood grain laminate-covered shelves

Brass-plated uprights and trim

5" (13 cm) swivel casters

Dessert trolley: 9" (23 cm) high hinged acrylic dome cover

Captain's trolley: 8" (20 cm) drop leaf

Height between shelves: 10 3/4" (27.3 cm)

PRODUCT **SPECIFICATIONS**

Unit Dimensions

Overall Dimensions (IN)	46 x 33 x 33
(W) Width (IN)	46
(D) Depth (IN)	33
(H) Height (IN)	33
(W) Width (CM)	118
(D) Depth (CM)	41
(H) Height (CM)	85

Case Lot Measurement

Case Lot	1
Case Lot Cube (ft.)	14.36
Case Lot Weight (lbs.)	69.0



Two-shelf open utility cart

The open utility cart by Vollrath meets the demands of your busy kitchen with ease. The smooth chrome uprights maintain stability and support the structural foam shelves, allowing you to use this cart to transport food, dishes, equipment and more. The gray finish masks scratches and resists fading to ensure a like-new look and maintain the high-quality appearance of your establishment.

200-pound-weight capacity is distributed between shelves

Swivel casters ensure swift maneuvering

Structural foam shelving is durable and lightweight

Chrome uprights maintain stability and create a sleek appearance

Textured gray finish masks scratches
and resists fading and discoloration

Made in the USA

PRODUCT **SPECIFICATIONS**

Model Information

UPC	029419087556
-----	--------------

Unit Dimensions

Overall Dimensions (IN)	30.5 x 18.5 x 36
(W) Width (IN)	30.5
(D) Depth (IN)	18.5
(H) Height (IN)	36
Caster Size (IN)	4
(WS) Shelf Width (IN)	29
(SD) Shelf Depth (IN)	18.5
(HS1) Shelf Clearance Height (IN)	13.5
(W) Width (CM)	78
(D) Depth (CM)	47
(H) Height (CM)	92
Caster Size (CM)	10
(WS) Shelf Width (CM)	74
(SD) Shelf Depth (CM)	47
(HS1) Shelf Clearance Height (CM)	60

Volume

Capacity (KG)	90.7
Capacity (LB)	200

Case Lot Measurement

Case Lot	1
Case Width	19
Case Height	14
Case Length	29
Case Lot Cube (ft.)	4.46
Case Lot Weight (lbs.)	38.0

PRODUCT PARTS

Name	Part #
SHELF-KD PLASTIC CART	21561-1
SHORT STEM SOCKET	21815-1
SUPPORT TUBE 24-1/2 (D&W)	21860-1
4 DIA SVL SHRT STEM WHEEL	21800-1
LEFT HDL SUPPORT-KD PLAS.CART	21961-1
CASTER PLUG-KD PLASTIC CART	21962-1
HANDLE	21816-1
RIGHT HDL SUPPORT-KD PLAS.CART	21960-1



Three-shelf open utility cart

The open utility cart by Vollrath meets the demands of your busy kitchen with ease. The smooth chrome uprights maintain stability and support the structural foam shelves, allowing you to use this cart to transport food, dishes, equipment and more. The gray finish masks scratches and resists fading to ensure a like-new look and maintain the high-quality appearance of your establishment.

200-pound-weight capacity is distributed between shelves

Swivel casters ensure swift maneuvering

Structural foam shelving is durable and lightweight

Chrome uprights maintain stability and create a sleek appearance

Textured gray finish masks scratches
and resists fading and discoloration

Made in the USA

PRODUCT **SPECIFICATIONS**

Model Information

UPC	029419087563
-----	--------------

Unit Dimensions

Overall Dimensions (IN)	30.5 x 18.5 x 36
(W) Width (IN)	30.5
(D) Depth (IN)	18.5
(H) Height (IN)	36
Caster Size (IN)	4
(WS) Shelf Width (IN)	29
(SD) Shelf Depth (IN)	18.5
(HS1) Shelf Clearance Height (IN)	10.5
(W) Width (CM)	78
(D) Depth (CM)	47
(H) Height (CM)	92
Caster Size (CM)	10
(WS) Shelf Width (CM)	74
(SD) Shelf Depth (CM)	47
(HS1) Shelf Clearance Height (CM)	26.7

Volume

Capacity (KG)	90.7
Capacity (LB)	200

Case Lot Measurement

Case Lot	1
Case Width	19
Case Height	13.75
Case Length	29.5
Case Lot Cube (ft.)	4.46
Case Lot Weight (lbs.)	44.95

PRODUCT PARTS

Name	Part #
SHELF-KD PLASTIC CART	21561-1
SHORT STEM SOCKET	21815-1
SUPPORT TUBE 12 (D&W)	21817-1
SUPPORT TUBE 24-1/2 (D&W)	21860-1
4 DIA SVL SHRT STEM WHEEL	21800-1
LEFT HDL SUPPORT-KD PLAS.CART	21961-1
CASTER PLUG-KD PLASTIC CART	21962-1
HANDLE	21816-1
RIGHT HDL SUPPORT-KD PLAS.CART	21960-1



Money Saver KnockedDown (K.D.) Cart

Dependable and durable, the Vollrath® three-shelf money-saver cart is ideal for kitchens that need impressive equipment on a budget. The chrome-plated tubular frame and 20-gauge stainless steel shelves easily support up to 400 pounds of equipment, food, dishes or other supplies, and the four swivel casters ensure swift maneuvering in your kitchen, dining room and prep area.

400-pound capacity is distributed
between the shelves

Four 4-inch swivel casters ensure swift
maneuvering

20-gauge stainless steel shelves are durable and long lasting

Chrome-plated tubular frame easily supports shelves

Ships knockeddown, easy to assemble

Made in the USA

PRODUCT **SPECIFICATIONS**

Model Information

UPC	029419087570
-----	--------------

Unit Dimensions

Overall Dimensions (IN)	28.0625 x 16.0625 x 36.5
(W) Width (IN)	28.06
(D) Depth (IN)	16.06
(H) Height (IN)	36.5
Caster Size (IN)	4
(WS) Shelf Width (IN)	24
(SD) Shelf Depth (IN)	16
(W) Width (CM)	71.2
(D) Depth (CM)	40.8
(H) Height (CM)	92.7
Caster Size (CM)	10
(WS) Shelf Width (CM)	61
(SD) Shelf Depth (CM)	41

Volume

Capacity (KG)	180
---------------	-----

Capacity (LB) 400

Case Lot Measurement

Case Lot	1
Case Width	32.25
Case Height	17
Case Length	6
Case Lot Cube (ft.)	1.9
Case Lot Weight (lbs.)	36.0

PRODUCT PARTS

Name	Part #
18234-2 CONNECTING ROD	21843-1
4 DIA SVL SHRT STEM WHEEL	21800-1
18344-1BS BOTTOM SHELF	28685-2
INSERT - ADAPTOR	21824-1



Money Saver KnockedDown (K.D.) Cart

Dependable and durable, the Vollrath® Three-shelf money-saver cart is ideal for kitchens that need impressive equipment on a budget. The chrome-plated tubular frame and 20-gauge stainless steel shelves easily support up to 500 pounds of equipment, food, dishes or other supplies, and the four swivel casters ensure swift maneuvering in your kitchen, dining room and prep area.

500-pound capacity is distributed
between the shelves

Four 4-inch swivel casters ensure swift
maneuvering

20-gauge stainless steel shelves are durable and long lasting

Chrome-plated tubular frame easily supports shelves

Ships knockeddown, easy to assemble

Made in the USA

PRODUCT **SPECIFICATIONS**

Model Information

UPC	029419087587
-----	--------------

Unit Dimensions

Overall Dimensions (IN)	40.5 x 21 x 36.5
(W) Width (IN)	40.5
(D) Depth (IN)	21
(H) Height (IN)	36.5
Caster Size (IN)	4
(WS) Shelf Width (IN)	33
(SD) Shelf Depth (IN)	21
(W) Width (CM)	102.9
(D) Depth (CM)	53.3
(H) Height (CM)	92.7
Caster Size (CM)	10
(WS) Shelf Width (CM)	85
(SD) Shelf Depth (CM)	54

Volume

Capacity (KG)	225
---------------	-----

Capacity (LB)	500
---------------	-----

Case Lot Measurement

Case Lot	1
Case Width	34.5
Case Height	21.75
Case Length	6.5
Case Lot Cube (ft.)	2.82
Case Lot Weight (lbs.)	49.6

PRODUCT PARTS

Name	Part #
4 DIA SVL SHRT STEM WHEEL	21800-1
SHELF	28649-2
INSERT - ADAPTOR	21824-1
CONNECTING ROD-34-13/16"LONG	21822-1



Three-shelf enclosed utility cart

The enclosed utility cart by Vollrath meets the demands of your busy kitchen with ease. The smooth chrome uprights maintain stability and support the structural foam shelves, allowing you to use this cart to transport food, dishes, equipment and more, while the enclosed ends create a cleaner look and help stabilize items. The gray finish masks scratches and resists fading to ensure a like-new look and maintain the high-quality appearance of your establishment.

200-pound-weight capacity is distributed between shelves

Swivel casters ensure swift maneuvering

Structural foam shelving is durable and lightweight

Chrome uprights maintain stability and create a sleek appearance

Enclosed ends provide a clean look and help stabilize items

Textured gray finish masks scratches and resists fading and discoloration

Made in the USA

PRODUCT SPECIFICATIONS

Model Information

UPC	029419166954
-----	--------------

Unit Dimensions

Overall Dimensions (IN)	30.5 x 18.5 x 39
(W) Width (IN)	30.5
(D) Depth (IN)	18.5
(H) Height (IN)	39
Caster Size (IN)	4
(WS) Shelf Width (IN)	29
(SD) Shelf Depth (IN)	18.5
(W) Width (CM)	78
(D) Depth (CM)	47
(H) Height (CM)	99
Caster Size (CM)	10
(WS) Shelf Width (CM)	74
(SD) Shelf Depth (CM)	47

Case Lot Measurement

Case Lot	1
Case Width	19
Case Height	13.75

Case Length	29.25
-------------	-------

Case Lot Cube (ft.)	4.42
---------------------	------

Case Lot Weight (lbs.)	53.55
------------------------	-------

PRODUCT **PARTS**

Name	Part #
------	--------

SHELF-KD PLASTIC CART	21561-1
-----------------------	---------

HANDLE	21562-1
--------	---------

SHORT STEM SOCKET	21815-1
-------------------	---------

4 DIA SVL SHRT STEM WHEEL	21800-1
---------------------------	---------

UPRIGHT W/SIDE PANEL	21563-1
----------------------	---------

CASTER PLUG-KD PLASTIC CART	21962-1
-----------------------------	---------



Open Utility Cart with Plastic Uprights

Efficiently transport food, dishes, equipment or other supplies with the Vollrath® three-shelf open utility cart. The plastic uprights provide reliable stability, and the structural foam shelves easily support 200 pounds. This cart features a textured gray finish that masks scratches and resists fading and discoloration. Four swivel casters ensure swift maneuvering, and the 10 ½-inch shelf clearance fits a variety of items for incredible versatility.

200-pound capacity is distributed between shelves

Four 4-inch swivel casters ensure swift maneuvering

Structural foam shelving is durable and lightweight

Textured gray finish masks scratches and resists fading and discoloration

Made in the USA

PRODUCT SPECIFICATIONS

Model Information

UPC	029419166961
-----	--------------

Unit Dimensions

Overall Dimensions (IN)	30.5 x 18.5 x 39
(W) Width (IN)	30.5
(D) Depth (IN)	18.5
(H) Height (IN)	39
Caster Size (IN)	4
(WS) Shelf Width (IN)	29
(SD) Shelf Depth (IN)	18.5
(HS1) Shelf Clearance Height (IN)	10.5
(W) Width (CM)	78
(D) Depth (CM)	47
(H) Height (CM)	99
Caster Size (CM)	10
(WS) Shelf Width (CM)	74
(SD) Shelf Depth (CM)	47

(HS1) Shelf Clearance Height (CM)	26.7
-----------------------------------	------

Volume

Capacity (KG)	90.7
Capacity (LB)	200

Case Lot Measurement

Case Lot	1
Case Width	19
Case Height	14
Case Length	29.5
Case Lot Cube (ft.)	4.54
Case Lot Weight (lbs.)	47.5

PRODUCT PARTS

Name	Part #
SHELF-KD PLASTIC CART	21561-1
HANDLE	21562-1
SHORT STEM SOCKET	21815-1
4 DIA SVL SHRT STEM WHEEL	21800-1
UPRIGHT TUBE	21564-1
CASTER PLUG-KD PLASTIC CART	21962-1



Stainless Steel Utility Carts

The Vollrath medium duty stainless steel cart is ideal for transporting cookware, salad bar items, and dishes in your restaurant kitchen. This stainless cart features three, 22 gauge stainless steel shelves, and an ABS plastic handle that prevents slipping, and helps protect your walls from incidental damage. Four swivel casters provide exceptional freedom of movement. Stainless steel carts are must-have products for instances when you need to transport heavy or bulky products.

Heavy-duty welded construction

Three stainless steel shelves

ABS handle helps prevent damage to walls and doors

Rated load capacity is weight distributed evenly on all shelves

PRODUCT **SPECIFICATIONS**

Model Information

UPC	029419087594
-----	--------------

Unit Dimensions

Overall Dimensions (IN)	27.5 x 15.5 x 32.625
(W) Width (IN)	27.5
(D) Depth (IN)	15.5
(H) Height (IN)	32.62
Caster Size (IN)	3.5
(WS) Shelf Width (IN)	15.5
(SD) Shelf Depth (IN)	24
(HS1) Shelf Clearance Height (IN)	12
(W) Width (CM)	70
(D) Depth (CM)	40
(H) Height (CM)	84
Caster Size (CM)	9
(WS) Shelf Width (CM)	39.4
(SD) Shelf Depth (CM)	60.9
(HS1) Shelf Clearance Height (CM)	30

Volume

Capacity (KG)	135
Capacity (LB)	300

Case Lot Measurement

Case Lot	1
Case Width	17.875
Case Height	34.25
Case Length	29.875
Case Lot Cube (ft.)	10.7
Case Lot Weight (lbs.)	29.42

PRODUCT PARTS

Name	Part #
HANDLE ASSEMBLY-13" PLASTIC	21780-1
NUT W/WASHER #10-24 ZINC PLT	21574-3
RIVET OVAL HEAD SEMI-TUBULAR	21807-3
CORNER BUMPER	21813-1
CASTER 3" W/PLATE	21683-1



Stainless Steel Utility Carts

Made in U.S.A.



PRODUCT **SPECIFICATIONS**

Model Information

UPC	029419087624
-----	--------------

Unit Dimensions

Overall Dimensions (IN)	30.875 x 17.75 x 33.75
(W) Width (IN)	30.87
(D) Depth (IN)	17.75
(H) Height (IN)	33.75
Caster Size (IN)	3.5
(WS) Shelf Width (IN)	17.75
(SD) Shelf Depth (IN)	27
(HS1) Shelf Clearance Height (IN)	12

(W) Width (CM)	79
(D) Depth (CM)	45
(H) Height (CM)	86
Caster Size (CM)	9
(WS) Shelf Width (CM)	45
(SD) Shelf Depth (CM)	69
(HS1) Shelf Clearance Height (CM)	30

Volume

Capacity (KG)	135
Capacity (LB)	300

Case Lot Measurement

Case Lot	1
Case Width	20.25
Case Height	35
Case Length	31.75
Case Lot Cube (ft.)	13.02
Case Lot Weight (lbs.)	33.7

PRODUCT PARTS

Name	Part #
NUT W/WASHER #10-24 ZINC PLT	21574-3
RIVET OVAL HEAD SEMI-TUBULAR	21807-3
ANGLE-CASTER DOLLY	28931-2
CORNER BUMPER	21813-1
HANDLE ASSEMBLY-16" PLASTIC	21781-1

Name	Part #
CASTER 3" W/PLATE	21683-1
CHANNEL-SIDE DOLLY	28929-2



Three-shelf heavy-duty stainless steel utility cart

The heavy-duty stainless steel utility cart by Vollrath is a valuable addition to any establishment. This versatile cart features three shelves that are ideal for transporting food, supplies or even bus boxes. The stainless steel construction is durable and long-lasting, promising years of service. The ABS handle prevents damage to walls and doors, while four swivel casters ensure swift maneuvering.

400-pound capacity is distributed between the shelves

Four 4-inch swivel casters ensure swift maneuvering

Stainless steel shelves are durable and long-lasting

ABS handle helps prevent damage to walls and doors

Made in the USA

PRODUCT SPECIFICATIONS

Model Information

UPC	029419087631
-----	--------------

Unit Dimensions

Overall Dimensions (IN)	27.5 x 15.5 x 32.625
(W) Width (IN)	27.5
(D) Depth (IN)	15.5
(H) Height (IN)	32.62
Caster Size (IN)	4
(WS) Shelf Width (IN)	15.5
(SD) Shelf Depth (IN)	24
(HS1) Shelf Clearance Height (IN)	12
(W) Width (CM)	70
(D) Depth (CM)	40
(H) Height (CM)	84
Caster Size (CM)	10
(WS) Shelf Width (CM)	39.4
(SD) Shelf Depth (CM)	60.9
(HS1) Shelf Clearance Height (CM)	30

Volume

Capacity (KG)	180
Capacity (LB)	400

Case Lot Measurement

Case Lot	1
Case Width	18.5
Case Height	36
Case Length	31.75
Case Lot Cube (ft.)	12.24
Case Lot Weight (lbs.)	48.95

PRODUCT PARTS

Name	Part #
HANDLE ASSEMBLY-13" PLASTIC	21780-1
NUT W/WASHER #10-24 ZINC PLT	21574-3
RIVET OVAL HEAD SEMI-TUBULAR	21807-3
CORNER BUMPER	21813-1
CASTER - 4"PLATE	21778-1
RIVET OVAL HEAD SEMI TUBULAR	21838-1



Stainless Steel Utility Carts

The Vollrath® three-shelf stainless steel utility cart is a reliable choice for any restaurant, catering operation or other food service establishment. This durable, versatile cart features three strong stainless steel shelves that easily fit food, dishes and other supplies, and has raised rear and side edges to keep items secure to help prevent messes. The ABS handle prevents damage to walls and doors, while four swivel casters ensure swift maneuvering.

400-pound capacity is distributed between the shelves

Heavy-duty welded construction is durable and long lasting

Four 4-inch swivel casters ensure swift maneuvering

Strong stainless steel shelves feature raised back and side edges to keep items secure to help prevent messes

ABS handle helps protect your walls and doors from damage

Made in the USA



PRODUCT SPECIFICATIONS

Model Information

UPC	029419087648
-----	--------------

Unit Dimensions

Overall Dimensions (IN)	30.875 x 17.75 x 33.75
(W) Width (IN)	30.87
(D) Depth (IN)	17.75

(H) Height (IN)	33.75
Caster Size (IN)	4
(WS) Shelf Width (IN)	17.75
(SD) Shelf Depth (IN)	27
(HS1) Shelf Clearance Height (IN)	12
(W) Width (CM)	79
(D) Depth (CM)	45
(H) Height (CM)	86
Caster Size (CM)	10
(WS) Shelf Width (CM)	45
(SD) Shelf Depth (CM)	69
(HS1) Shelf Clearance Height (CM)	30

Volume

Capacity (KG)	180
Capacity (LB)	400

Case Lot Measurement

Case Lot	1
Case Width	20.75
Case Height	35.75
Case Length	34.25
Case Lot Cube (ft.)	15.2
Case Lot Weight (lbs.)	43.25

PRODUCT PARTS

Name	Part #
NUT W/WASHER #10-24 ZINC PLT	21574-3
RIVET OVAL HEAD SEMI-TUBULAR	21807-3
CORNER BUMPER	21813-1
CASTER - 4"PLATE	21778-1
HANDLE ASSEMBLY-16" PLASTIC	21781-1
RIVET OVAL HEAD SEMI TUBULAR	21838-1



Stainless Steel Utility Carts

Made in U.S.A.

PRODUCT SPECIFICATIONS

Model Information

UPC

029419087655

Unit Dimensions

Overall Dimensions (IN)	39.5 x 21 x 33.25
(W) Width (IN)	39.5
(D) Depth (IN)	21
(H) Height (IN)	33.25
Caster Size (IN)	4
(WS) Shelf Width (IN)	21
(SD) Shelf Depth (IN)	35
(HS1) Shelf Clearance Height (IN)	12.5
(W) Width (CM)	100
(D) Depth (CM)	54
(H) Height (CM)	84
Caster Size (CM)	10
(WS) Shelf Width (CM)	54
(SD) Shelf Depth (CM)	90
(HS1) Shelf Clearance Height (CM)	31.3

Volume

Capacity (KG)	225
Capacity (LB)	500

Case Lot Measurement

Case Lot	1
Case Width	23.75
Case Height	36
Case Length	42.25

Case Lot Cube (ft.)	20.91
Case Lot Weight (lbs.)	83.62

PRODUCT **PARTS**

Name	Part #
NUT W/WASHER #10-24 ZINC PLT	21574-3
RIVET OVAL HEAD SEMI-TUBULAR	21807-3
CORNER BUMPER	21813-1
CASTER - 4"PLATE	21778-1
HANDLE ASSEMBLY-19" PLASTIC	21782-1
RIVET OVAL HEAD SEMI TUBULAR	21838-1



Two-shelf stainless steel Thrift-I-Cart

Valuable and versatile, the two-shelf Thrift-I-Cart by Vollrath is perfect for transporting food, dishes, equipment and more. The chrome-plated tubular steel frame offers impressive stability, and the one-piece drawn stainless steel shelves create a sturdy surface. Four swivel casters ensure swift maneuvering, as do the two handles, so transportation around your establishment is easy and smooth.

400-pound capacity is distributed between the shelves

Chrome-plated tubular steel frame offers stability

One-piece drawn 20-gauge stainless steel shelves are durable and long-lasting

Four 4-inch swivel casters and two handles ensure swift maneuvering

Made in the USA

PRODUCT **SPECIFICATIONS**

Model Information

UPC	029419087679
-----	--------------

Unit Dimensions

Overall Dimensions (IN)	31.5 x 16 x 36.5
(W) Width (IN)	31.5
(D) Depth (IN)	16
(H) Height (IN)	36.5
(WS) Shelf Width (IN)	24
(SD) Shelf Depth (IN)	16
(W) Width (CM)	80
(D) Depth (CM)	40.6
(H) Height (CM)	92.7
(WS) Shelf Width (CM)	61
(SD) Shelf Depth (CM)	41

Volume

Capacity (KG)	180
Capacity (LB)	400

Case Lot Measurement

Case Lot	1
Case Width	18
Case Height	37.75
Case Length	28.75
Case Lot Cube (ft.)	11.31
Case Lot Weight (lbs.)	32.25

PRODUCT PARTS

Name	Part #
4 SW CASTER THREADED STEM	21803-1
BOTTOM/MIDDLE SHELF	28684-2
NUT ACORN 7/16 SIZE LOW CROWN	21827-3
LOCK WASHER INTERNAL 7/16	21796-3
FRAME (D&W)	21760-1



Thrift-I-Cart

Quickly transport food, dishes and more with the Vollrath® two-shelf thrift-i-cart. The chrome-plated tubular frame and 20-gauge stainless steel shelves easily support up to an impressive 500 pounds, and the 19-inch shelf clearance provides plenty of room for larger items. Smooth handles allow a comfortable grip from either side of the cart, and four casters ensure swift maneuvering in your kitchen, dining room and prep area.

500-pound capacity is distributed between the shelves

20-gauge stainless steel shelves are durable and long lasting

Four 4-inch casters ensure swift maneuvering

Chrome-plated tubular frame easily supports shelves

Made in the USA

Not recommended for use with refuse bin

PRODUCT SPECIFICATIONS

Model Information

UPC	029419087686
-----	--------------

Unit Dimensions

Overall Dimensions (IN)	40.5 x 21 x 36.5
(W) Width (IN)	40.5
(D) Depth (IN)	21
(H) Height (IN)	36.5
(WS) Shelf Width (IN)	33
(SD) Shelf Depth (IN)	21
(W) Width (CM)	102.9
(D) Depth (CM)	53.3
(H) Height (CM)	92.7
(WS) Shelf Width (CM)	85
(SD) Shelf Depth (CM)	54

Volume

Capacity (KG)	225
Capacity (LB)	500

Case Lot Measurement

Case Lot	1
Case Width	22.25
Case Height	37
Case Length	38
Case Lot Cube (ft.)	18.1
Case Lot Weight (lbs.)	47.0

PRODUCT **PARTS**

Name	Part #
TOP SHELF	28651-2
CASTER STRAP	28653-2
FRAME (D&W)	21761-1
4 SW CASTER THREADED STEM	21803-1
NUT ACORN 7/16 SIZE LOW CROWN	21827-3
BOTTOM SHELF	28652-2
LOCK WASHER INTERNAL 7/16	21796-3

Three-shelf stainless steel Thrift-I-Cart

Valuable and versatile, the three-shelf Thrift-I-Cart by Vollrath is perfect for transporting food, dishes, equipment and more. The chrome-plated tubular steel frame offers impressive stability, and the one-piece drawn stainless steel shelves create a sturdy surface. Four swivel casters ensure swift maneuvering, as do the two handles, so transportation around your establishment is easy and smooth.

400-pound capacity is distributed between the shelves

Chrome-plated tubular steel frame offers stability

One-piece drawn 20-gauge stainless steel shelves are durable and long-lasting

Four 4-inch swivel casters ensure swift maneuvering

Made in the USA

PRODUCT SPECIFICATIONS

Model Information

UPC	029419087693
-----	--------------

Unit Dimensions

Overall Dimensions (IN)	31.5 x 16 x 36.5
(W) Width (IN)	31.5
(D) Depth (IN)	16
(H) Height (IN)	36.5
(WS) Shelf Width (IN)	24

(SD) Shelf Depth (IN)	16
(W) Width (CM)	80
(D) Depth (CM)	40.6
(H) Height (CM)	92.7
(WS) Shelf Width (CM)	61
(SD) Shelf Depth (CM)	41

Volume

Capacity (KG)	180
Capacity (LB)	400

Case Lot Measurement

Case Lot	1
Case Width	18
Case Height	38
Case Length	28.75
Case Lot Cube (ft.)	11.38
Case Lot Weight (lbs.)	37.65

PRODUCT PARTS

Name	Part #
4 SW CASTER THREADED STEM	21803-1
BOTTOM/MIDDLE SHELF	28684-2
NUT ACORN 7/16 SIZE LOW CROWN	21827-3
LOCK WASHER INTERNAL 7/16	21796-3
FRAME (D&W)	21760-1



Thrift-I-Cart

Quickly transport food, dishes and more with the Vollrath® three-shelf thrift-i-cart. The chrome-plated tubular frame and 20-gauge stainless steel shelves easily support up to an impressive 500 pounds, and the 8 7/8-inch shelf clearance is ideal for small, shorter items. Smooth handles allow a comfortable grip from either side of the cart, and four casters ensure swift maneuvering in your kitchen, dining room and prep area.

500-pound capacity is distributed between the shelves

20-gauge stainless steel shelves are durable and long lasting

Four 4-inch casters ensure swift maneuvering

Chrome-plated tubular frame easily supports shelves

Made in the USA

PRODUCT **SPECIFICATIONS**

Model Information

UPC	029419087709
-----	--------------

Unit Dimensions

Overall Dimensions (IN)	40.5 x 21 x 36.5
(W) Width (IN)	40.5
(D) Depth (IN)	21
(H) Height (IN)	36.5
(WS) Shelf Width (IN)	33
(SD) Shelf Depth (IN)	21
(W) Width (CM)	102.9
(D) Depth (CM)	53.3
(H) Height (CM)	92.7
(WS) Shelf Width (CM)	85
(SD) Shelf Depth (CM)	54

Volume

Capacity (KG)	225
Capacity (LB)	500

Case Lot Measurement

Case Lot	1
----------	---

Case Width	22.25
Case Height	37
Case Length	38.25
Case Lot Cube (ft.)	18.22
Case Lot Weight (lbs.)	53.75

PRODUCT **PARTS**

Name	Part #
TOP SHELF	28651-2
CASTER STRAP	28653-2
FRAME (D&W)	21761-1
4 SW CASTER THREADED STEM	21803-1
NUT ACORN 7/16 SIZE LOW CROWN	21827-3
BOTTOM SHELF	28652-2
LOCK WASHER INTERNAL 7/16	21796-3



Caravelle Cart

Made in U.S.A.

PRODUCT SPECIFICATIONS

Model Information

UPC

029419087716

Unit Dimensions

Overall Dimensions (IN)	37.5 x 21 x 35.5
(W) Width (IN)	37.5
(D) Depth (IN)	21
(H) Height (IN)	35.5
Caster Size (IN)	4
(WS) Shelf Width (IN)	33
(SD) Shelf Depth (IN)	21
(HS1) Shelf Clearance Height (IN)	8.5
(W) Width (CM)	95
(D) Depth (CM)	54
(H) Height (CM)	90
Caster Size (CM)	10
(WS) Shelf Width (CM)	85
(SD) Shelf Depth (CM)	54
(HS1) Shelf Clearance Height (CM)	22

Volume

Capacity (KG)	226.2
Capacity (LB)	500

Case Lot Measurement

Case Lot	1
Case Width	22.25
Case Height	37
Case Length	38.25

Case Lot Cube (ft.)	18.22
Case Lot Weight (lbs.)	73.0

PRODUCT **PARTS**

Name	Part #
TOP SHELF	28651-2
FEMALE-HALF BUMPER	28698-2
MALE-HALF BUMPER	28697-2
CASTER - 4"PLATE	21778-1
BOTTOM SHELF	28652-2
RIVET OVAL HEAD SEMI TUBULAR	21838-1
FRAME TUBE - SS (D&W)	21762-1



Bussing Carts

Save time and simplify your bussing process with the Vollrath® four-shelf bussing cart. Each strong shelf easily supports a bus box filled with plates, flatware and cups, allowing you to bus more areas before returning to the kitchen, increasing efficiency. These carts are enclosed on three sides to hide dirty dishes, and the 8-inch shelf clearance provides plenty of room for each bus box. Featuring a stainless steel body, ABS handle and black vinyl finish, this cart will be a sleek addition to your bussing system.

300-pound capacity distributed among the four shelves

8-inch shelf clearance provides plenty of room for bus boxes

3 1/2-inch swivel casters

Four sturdy shelves easily fit and support a bus box filled with dirty dishes

Black vinyl finish creates an attractive appearance

Durable stainless steel construction and ABS handle provide years of service

Made in the USA

PRODUCT **SPECIFICATIONS**

Model Information

UPC	029419087723
-----	--------------

Unit Dimensions

Overall Dimensions (IN)	27.5 x 15.5 x 33.625
(W) Width (IN)	27.5
(D) Depth (IN)	15.5
(H) Height (IN)	33.62
Caster Size (IN)	3.5
(WS) Shelf Width (IN)	24
(SD) Shelf Depth (IN)	15.5
(HS1) Shelf Clearance Height (IN)	8.5
(HS2) Shelf Clearance Height (IN)	8
(W) Width (CM)	70
(D) Depth (CM)	40
(H) Height (CM)	86
Caster Size (CM)	9
(WS) Shelf Width (CM)	61
(SD) Shelf Depth (CM)	39

(HS1) Shelf Clearance Height (CM)	21.6
-----------------------------------	------

(HS2) Shelf Clearance Height (CM)	20
-----------------------------------	----

Volume

Capacity (KG)	135
---------------	-----

Capacity (LB)	300
---------------	-----

Case Lot Measurement

Case Lot	1
----------	---

Case Width	18
------------	----

Case Height	34.5
-------------	------

Case Length	30
-------------	----

Case Lot Cube (ft.)	10.78
---------------------	-------

Case Lot Weight (lbs.)	471
------------------------	-----

PRODUCT PARTS

Name	Part #
------	--------

NUT W/WASHER #10-24 ZINC PLT	21574-3
------------------------------	---------

RIVET OVAL HEAD SEMI-TUBULAR	21807-3
------------------------------	---------

CORNER BUMPER	21813-1
---------------	---------

CASTER 3" W/PLATE	21683-1
-------------------	---------

13" HANDLE ASSEMBLY-BLACK	21788-1
---------------------------	---------



Bussing Carts

Made in U.S.A.

PRODUCT SPECIFICATIONS

Model Information

UPC

029419087730

Unit Dimensions

Overall Dimensions (IN)	30.875 x 17.75 x 33.75
(W) Width (IN)	30.87
(D) Depth (IN)	17.75
(H) Height (IN)	33.75
Caster Size (IN)	4
(WS) Shelf Width (IN)	17.75
(SD) Shelf Depth (IN)	27
(HS1) Shelf Clearance Height (IN)	12.5
(W) Width (CM)	78
(D) Depth (CM)	45
(H) Height (CM)	86
Caster Size (CM)	10
(WS) Shelf Width (CM)	45
(SD) Shelf Depth (CM)	69
(HS1) Shelf Clearance Height (CM)	31.7

Volume

Capacity (KG)	135
Capacity (LB)	300

Case Lot Measurement

Case Lot	1
Case Width	20.5
Case Height	35.25
Case Length	33.5

Case Lot Cube (ft.)	14.01
Case Lot Weight (lbs.)	57.0

PRODUCT **PARTS**

Name	Part #
NUT W/WASHER #10-24 ZINC PLT	21574-3
RIVET OVAL HEAD SEMI-TUBULAR	21807-3
CORNER BUMPER	21813-1
16" HANDLE ASSEMBLY-BLACK	21789-1
CASTER - 4"PLATE	21778-1
RIVET OVAL HEAD SEMI TUBULAR	21838-1



Bussing Carts

Save time and simplify your bussing process with the heavy-duty Vollrath® three-shelf bussing cart. Each strong shelf easily supports a bus box filled with plates, flatware and cups, allowing you to bus more areas before returning to the kitchen, increasing efficiency. These carts are enclosed on three sides to hide dirty dishes, and the 12 1/2-inch shelf clearance provides plenty of room for bus boxes and other items. Featuring a stainless steel body, ABS handle and black vinyl finish, this cart will be a sleek addition to your bussing system.

500-pound capacity among the three shelves

4-inch swivel casters

12 1/2-inch shelf clearance provides plenty of room for bus boxes and other items

Three sturdy shelves easily fit and support a bus box filled with dirty dishes

Black vinyl finish creates an attractive appearance

Durable stainless steel construction and ABS handle provide years of service

Made in the USA

PRODUCT **SPECIFICATIONS**

Model Information

UPC	029419087747
-----	--------------

Unit Dimensions

Overall Dimensions (IN)	39.25 x 21 x 34.75
(W) Width (IN)	39.25
(D) Depth (IN)	21
(H) Height (IN)	34.75
Caster Size (IN)	4
(WS) Shelf Width (IN)	35
(SD) Shelf Depth (IN)	21
(HS1) Shelf Clearance Height (IN)	12.5
(W) Width (CM)	100
(D) Depth (CM)	54
(H) Height (CM)	88
Caster Size (CM)	10
(WS) Shelf Width (CM)	89
(SD) Shelf Depth (CM)	54

(HS1) Shelf Clearance Height (CM)	31.7
-----------------------------------	------

Volume

Capacity (KG)	225
---------------	-----

Capacity (LB)	500
---------------	-----

Case Lot Measurement

Case Lot	1
----------	---

Case Width	24
------------	----

Case Height	24
-------------	----

Case Length	42.5
-------------	------

Case Lot Cube (ft.)	21.25
---------------------	-------

Case Lot Weight (lbs.)	75.35
------------------------	-------

PRODUCT PARTS

Name	Part #
------	--------

NUT W/WASHER #10-24 ZINC PLT	21574-3
------------------------------	---------

19" HANDLE ASSEMBLY-BLACK	21790-1
---------------------------	---------

RIVET OVAL HEAD SEMI-TUBULAR	21807-3
------------------------------	---------

CORNER BUMPER	21813-1
---------------	---------

CASTER - 4"PLATE	21778-1
------------------	---------

RIVET OVAL HEAD SEMI TUBULAR	21838-1
------------------------------	---------



Three-shelf cantilevered bussing cart

Designed specifically for bus boxes, the cantilevered bussing cart by Vollrath is perfect for busy establishments. This cart's sturdy construction allows each of the three shelves to hold one bus box, and the open design ensures easy loading and unloading. The front bumpers protect your walls from dents or scratches, while sturdy casters ensure swift maneuvering. This cart is an excellent choice for any restaurant or dining room that needs to continually transport dirty dishes to the kitchen for cleaning.

Each of the three shelves holds one standard-size bus box

300-pound capacity distributed between the shelves

Sturdy chrome tubular steel frame provides excellent stability

4-inch casters allow swift maneuvering

13-inch shelf clearance makes loading and unloading easy

Shippable via FedEx® or UPS®

Made in the USA

PRODUCT **SPECIFICATIONS**

Model Information

UPC	029419087754
-----	--------------

Unit Dimensions

Overall Dimensions (IN)	26.625 x 15.75 x 34.5
(W) Width (IN)	26.62
(D) Depth (IN)	15.75
(H) Height (IN)	34.5
Caster Size (IN)	4
(HS1) Shelf Clearance Height (IN)	13
(W) Width (CM)	67.6
(D) Depth (CM)	40
(H) Height (CM)	87.6
Caster Size (CM)	10
(HS1) Shelf Clearance Height (CM)	33

Case Lot Measurement

Case Lot	1
----------	---

Case Width	16.5
Case Height	27.25
Case Length	33
Case Lot Cube (ft.)	8.59
Case Lot Weight (lbs.)	31.9

PRODUCT **PARTS**

Name	Part #
END CAP	21852-1
BUMPER - TOP HALF	21855-1
CASTER - 4"PLATE	21778-1
MIDDLE SHELF ASSEMBLY	28690-2
BUMPER-BOTTOM HALF	21856-1
TOP SHELF ASSEMBLY	28689-2
BOTTOM SHELF SUB-ASSEMBLY	28694-2
RIVET OVAL HEAD SEMI TUBULAR	21838-1



Steel Rack Dolly

Made in U.S.A.

PRODUCT SPECIFICATIONS

Model Information

UPC

029419087761

Unit Dimensions

Overall Dimensions (IN)	20.5 x 20.5 x 33
(W) Width (IN)	20.5
(D) Depth (IN)	20.5
(H) Height (IN)	33
Caster Size (IN)	4
Platform Dimensions (IN)	20.5 x 20.5 x 5.875
(W) Width (CM)	52.1
(D) Depth (CM)	52.1
(H) Height (CM)	83.8
Caster Size (CM)	10.2
Platform Dimensions (CM)	52.1 x 52.1 x 14.9

Volume

Capacity (KG)	90
Capacity (LB)	200

Construction

Gauge	12
-------	----

Case Lot Measurement

Case Lot	1
Case Width	6.75
Case Height	22.5
Case Length	22.75
Case Lot Cube (ft.)	2.0

Case Lot Weight (lbs.)

24.0

PRODUCT **ACCESSORIES**

Name	Item #
Steel Rack Dolly	97191

PRODUCT **PARTS**

Name	Part #
RIVET OVAL HEAD SEMI-TUBULAR	21807-3
CASTER - 4"PLATE	21778-1
BUMPER	21991-1
RIVET OVAL HEAD SEMI TUBULAR	21838-1



Steel Rack Dolly

Made in U.S.A.

PRODUCT SPECIFICATIONS

Model Information

UPC

029419087778

Unit Dimensions

Overall Dimensions (IN)	20.5 x 20.5 x 33
(W) Width (IN)	20.5
(D) Depth (IN)	20.5
(H) Height (IN)	33
Caster Size (IN)	4
Platform Dimensions (IN)	20.5 x 20.5 x 5.875
(W) Width (CM)	52.1
(D) Depth (CM)	52.1
(H) Height (CM)	83.8
Caster Size (CM)	10.2
Platform Dimensions (CM)	52.1 x 52.1 x 14.9

Volume

Capacity (KG)	90
Capacity (LB)	200

Construction

Gauge	18
-------	----

Case Lot Measurement

Case Lot	1
Case Width	30
Case Height	7
Case Length	15.25
Case Lot Cube (ft.)	1.85



Two-shelf heavy-duty stainless steel ergonomic cart with 20" x 30" shelves

Designed for versatility and durability, the heavy-duty ergonomic cart is perfect for any restaurant, catering operation or other foodservice establishment. The large, sturdy shelves offer an impressive 650-pound weight capacity, while two casters and two wheels ensure swift maneuvering. Thanks to a comfort-coated handle, this cart offers a smooth user experience, and the strong frame promises years of dependable service.

650-pound capacity is distributed between the shelves	Shelves and frame are welded for additional stability
Two 4-inch swivel casters and two 8-inch front wheels ensure swift maneuvering	Extended-height stainless steel handles feature a comfort coating
16-gauge stainless steel shelves are durable and long-lasting	Ergonomic design features raised lower shelf
	Made in the USA

PRODUCT **SPECIFICATIONS**

Model Information

UPC	029419227754
-----	--------------

Unit Dimensions

Overall Dimensions (IN)	44.5 x 20 x 39
(W) Width (IN)	44.5
(D) Depth (IN)	20
(H) Height (IN)	39
Caster Size (IN)	5
Fixed Wheel Size (IN)	8
(WS) Shelf Width (IN)	20
(SD) Shelf Depth (IN)	30
(W) Width (CM)	113
(D) Depth (CM)	50.7
(H) Height (CM)	98.9
Caster Size (CM)	12.7
Fixed Wheel Size (CM)	20.3

(WS) Shelf Width (CM)	50.7
-----------------------	------

(SD) Shelf Depth (CM)	76.1
-----------------------	------

Volume

Capacity (KG)	295
---------------	-----

Capacity (LB)	650
---------------	-----

Construction

Gauge	16 (shelf)
-------	------------

Case Lot Measurement

Case Lot	1
----------	---

Case Width	34.5
------------	------

Case Height	42.75
-------------	-------

Case Length	23
-------------	----

Case Lot Cube (ft.)	19.63
---------------------	-------

Case Lot Weight (lbs.)	71.0
------------------------	------

PRODUCT PARTS

Name	Part #
------	--------

CASTER 5" DIA W/O BRAKE	21591-1
-------------------------	---------

WHEEL 8" DIAMETER	21589-1
-------------------	---------

LEG (ERGO CARTS)	29079-2
------------------	---------

1 X 1" BLACK TUBE PLUG	17156-3
------------------------	---------

HANDLE 650 LB CART	29085-2
--------------------	---------

LEG'S (HANDLE) ERGO/CARTS	29080-2
---------------------------	---------

HVY DUTY CART BUMPER	21811-1
----------------------	---------

Name

Part #

CASTER 5" DIA W/BRAKE

21590-1



Heavy-Duty Stainless Steel Carts

Made in U.S.A.

PRODUCT SPECIFICATIONS

Model Information

UPC

029419227761

Unit Dimensions

Overall Dimensions (IN)	44.5 x 20 x 39
(W) Width (IN)	44.5
(D) Depth (IN)	20
(H) Height (IN)	39
Caster Size (IN)	5
Fixed Wheel Size (IN)	8
(WS) Shelf Width (IN)	20
(SD) Shelf Depth (IN)	30
(W) Width (CM)	113
(D) Depth (CM)	50.7
(H) Height (CM)	98.9
Caster Size (CM)	12.7
Fixed Wheel Size (CM)	20.3
(WS) Shelf Width (CM)	50.7
(SD) Shelf Depth (CM)	76.1

Volume

Capacity (KG)	295
Capacity (LB)	650

Construction

Gauge	16 (shelf)
-------	------------

Case Lot Measurement

Case Lot	1
----------	---

Case Width	34.5
Case Height	42.5
Case Length	22
Case Lot Cube (ft.)	18.67
Case Lot Weight (lbs.)	80.0

PRODUCT **PARTS**

Name	Part #
CASTER 5" DIA W/O BRAKE	21591-1
WHEEL 8" DIAMETER	21589-1
LEG (ERGO CARTS)	29079-2
1 X 1" BLACK TUBE PLUG	17156-3
HANDLE 650 LB CART	29085-2
LEG'S (HANDLE) ERGO/CARTS	29080-2
HVY DUTY CART BUMPER	21811-1
CASTER 5" DIA W/BRAKE	21590-1



Two-shelf heavy-duty stainless steel ergonomic cart with 23" x 35" shelves

Designed for versatility and durability, the heavy-duty ergonomic cart is perfect for any restaurant, catering operation or other foodservice establishment. The large, sturdy shelves offer an impressive 900-pound weight capacity, while two casters and two wheels ensure swift maneuvering. Thanks to a comfort-coated handle, this cart offers a smooth user experience, and the strong frame promises years of dependable service.

900-pound capacity is distributed between the shelves

Two 4-inch swivel casters and two 8-inch front wheels ensure swift maneuvering

16-gauge stainless steel shelves are durable and long-lasting

Shelves and frame are welded for additional stability

Extended-height stainless steel handles feature a comfort coating

Ergonomic design features raised lower shelf

Made in the USA

PRODUCT **SPECIFICATIONS**

Model Information

UPC	029419227747
-----	--------------

Unit Dimensions

Overall Dimensions (IN)	44.5 x 23 x 44
(W) Width (IN)	44.5
(D) Depth (IN)	23
(H) Height (IN)	44
Caster Size (IN)	5
Fixed Wheel Size (IN)	8
(WS) Shelf Width (IN)	23
(SD) Shelf Depth (IN)	35
(W) Width (CM)	113
(D) Depth (CM)	58.4
(H) Height (CM)	112
Caster Size (CM)	12.7
Fixed Wheel Size (CM)	20.3

(WS) Shelf Width (CM)	58.4
-----------------------	------

(SD) Shelf Depth (CM)	88.8
-----------------------	------

Volume

Capacity (KG)	405
---------------	-----

Capacity (LB)	900
---------------	-----

Construction

Gauge	16 (shelf)
-------	------------

Case Lot Measurement

Case Lot	1
----------	---

Case Width	25.25
------------	-------

Case Height	42.5
-------------	------

Case Length	40.5
-------------	------

Case Lot Cube (ft.)	25.15
---------------------	-------

Case Lot Weight (lbs.)	84.0
------------------------	------

PRODUCT PARTS

Name	Part #
------	--------

CASTER 5" DIA W/O BRAKE	21591-1
-------------------------	---------

WHEEL 8" DIAMETER	21589-1
-------------------	---------

LEG (ERGO CARTS)	29079-2
------------------	---------

HANDLE 900 LB CART	29086-2
--------------------	---------

1 X 1" BLACK TUBE PLUG	17156-3
------------------------	---------

LEG'S (HANDLE) ERGO/CARTS	29080-2
---------------------------	---------

HVY DUTY CART BUMPER	21811-1
----------------------	---------

Name

Part #

CASTER 5" DIA W/BRAKE

21590-1



Three-shelf heavy-duty stainless steel ergonomic cart with 23" x 35" shelves

Designed for versatility and durability, the heavy-duty ergonomic cart is perfect for any restaurant, catering operation or other foodservice establishment. The large, sturdy shelves offer an impressive 900-pound weight capacity, while two casters and two wheels ensure swift maneuvering. Thanks to a comfort-coated handle, this cart offers a smooth user experience, and the strong frame promises years of dependable service.

900-pound capacity is distributed between the shelves	Shelves and frame are welded for additional stability
Two 4-inch swivel casters and two 8-inch front wheels ensure swift maneuvering	Extended-height stainless steel handles feature a comfort coating
16-gauge stainless steel shelves are durable and long-lasting	Ergonomic design features raised lower shelf
	Made in the USA

PRODUCT **SPECIFICATIONS**

Model Information

UPC	029419227730
-----	--------------

Unit Dimensions

Overall Dimensions (IN)	44.5 x 23 x 44
(W) Width (IN)	44.5
(D) Depth (IN)	23
(H) Height (IN)	44
Caster Size (IN)	5
Fixed Wheel Size (IN)	8
(WS) Shelf Width (IN)	23
(SD) Shelf Depth (IN)	35
(W) Width (CM)	113
(D) Depth (CM)	58.4
(H) Height (CM)	112
Caster Size (CM)	12.7
Fixed Wheel Size (CM)	20.3

(WS) Shelf Width (CM)	58.4
-----------------------	------

(SD) Shelf Depth (CM)	88.8
-----------------------	------

Volume

Capacity (KG)	405
---------------	-----

Capacity (LB)	900
---------------	-----

Construction

Gauge	16 (shelf)
-------	------------

Case Lot Measurement

Case Lot	1
----------	---

Case Width	40.5
------------	------

Case Height	42
-------------	----

Case Length	26.5
-------------	------

Case Lot Cube (ft.)	25.1
---------------------	------

Case Lot Weight (lbs.)	102.0
------------------------	-------

PRODUCT PARTS

Name	Part #
------	--------

CASTER 5" DIA W/O BRAKE	21591-1
-------------------------	---------

WHEEL 8" DIAMETER	21589-1
-------------------	---------

LEG (ERGO CARTS)	29079-2
------------------	---------

HANDLE 900 LB CART	29086-2
--------------------	---------

1 X 1" BLACK TUBE PLUG	17156-3
------------------------	---------

LEG'S (HANDLE) ERGO/CARTS	29080-2
---------------------------	---------

HVY DUTY CART BUMPER	21811-1
----------------------	---------

Name

Part #

CASTER 5" DIA W/BRAKE

21590-1



Two-shelf heavy-duty stainless steel standard cart with 20" x 30" shelves

Designed for versatility and durability, the heavy-duty standard cart is perfect for any restaurant, catering operation or other foodservice establishment. The large, sturdy shelves offer an impressive 650-pound weight capacity, while two casters and two wheels ensure swift maneuvering. Thanks to a comfort-coated handle, this cart offers a smooth user experience, and the strong frame promises years of dependable service.

650-pound capacity is distributed between the shelves

Two 4-inch swivel casters and two 8-inch front wheels ensure swift maneuvering

16-gauge stainless steel shelves are durable and long-lasting

Shelves and frame are welded for additional stability

Extended-height stainless steel handles feature a comfort coating

Made in the USA

PRODUCT **SPECIFICATIONS**

Model Information

UPC	029419233854
-----	--------------

Unit Dimensions

Overall Dimensions (IN)	44.5 x 20 x 39
(W) Width (IN)	44.5
(D) Depth (IN)	20
(H) Height (IN)	39
Caster Size (IN)	5
Fixed Wheel Size (IN)	8
(WS) Shelf Width (IN)	20
(SD) Shelf Depth (IN)	30
(W) Width (CM)	113
(D) Depth (CM)	50.7
(H) Height (CM)	98.9
Caster Size (CM)	12.7
Fixed Wheel Size (CM)	20.3
(WS) Shelf Width (CM)	50.7
(SD) Shelf Depth (CM)	76.1

Volume

Capacity (KG)	295
Capacity (LB)	650

Construction

Gauge	16 (shelf)
-------	------------

Case Lot Measurement

Case Lot	1
Case Width	34.5
Case Height	42.75
Case Length	23
Case Lot Cube (ft.)	19.63
Case Lot Weight (lbs.)	71.0

PRODUCT PARTS

Name	Part #
CASTER 5" DIA W/O BRAKE	21591-1
WHEEL 8" DIAMETER	21589-1
LEG (ERGO CARTS)	29079-2
1 X 1" BLACK TUBE PLUG	17156-3
HANDLE 650 LB CART	29085-2
LEG'S (HANDLE) ERGO/CARTS	29080-2
HVY DUTY CART BUMPER	21811-1
CASTER 5" DIA W/BRAKE	21590-1



Three-shelf heavy-duty stainless steel standard cart with 20" x 30" shelves

Designed for versatility and durability, the heavy-duty standard cart is perfect for any restaurant, catering operation or other foodservice establishment. The large, sturdy shelves offer an impressive 650-pound weight capacity, while two casters and two wheels ensure swift maneuvering. Thanks to a comfort-coated handle, this cart offers a smooth user experience, and the strong frame promises years of dependable service.

650-pound capacity is distributed between the shelves

Two 4-inch swivel casters and two 8-inch front wheels ensure swift maneuvering

16-gauge stainless steel shelves are durable and long-lasting

Shelves and frame are welded for additional stability

Extended-height stainless steel handles feature a comfort coating

Made in the USA

PRODUCT **SPECIFICATIONS**

Model Information

UPC	029419233861
-----	--------------

Unit Dimensions

Overall Dimensions (IN)	44.5 x 20 x 39
(W) Width (IN)	44.5
(D) Depth (IN)	20
(H) Height (IN)	39
Caster Size (IN)	5
Fixed Wheel Size (IN)	8
(WS) Shelf Width (IN)	20
(SD) Shelf Depth (IN)	30
(W) Width (CM)	113
(D) Depth (CM)	50.7
(H) Height (CM)	98.9
Caster Size (CM)	12.7
Fixed Wheel Size (CM)	20.3

(WS) Shelf Width (CM)	50.7
-----------------------	------

(SD) Shelf Depth (CM)	76.1
-----------------------	------

Volume

Capacity (KG)	295
---------------	-----

Capacity (LB)	650
---------------	-----

Construction

Gauge	16 (shelf)
-------	------------

Case Lot Measurement

Case Lot	1
----------	---

Case Width	34.5
------------	------

Case Height	42.5
-------------	------

Case Length	22
-------------	----

Case Lot Cube (ft.)	18.67
---------------------	-------

Case Lot Weight (lbs.)	80.0
------------------------	------

PRODUCT PARTS

Name	Part #
------	--------

CASTER 5" DIA W/O BRAKE	21591-1
-------------------------	---------

WHEEL 8" DIAMETER	21589-1
-------------------	---------

LEG (ERGO CARTS)	29079-2
------------------	---------

1 X 1" BLACK TUBE PLUG	17156-3
------------------------	---------

HANDLE 650 LB CART	29085-2
--------------------	---------

LEG'S (HANDLE) ERGO/CARTS	29080-2
---------------------------	---------

HVY DUTY CART BUMPER	21811-1
----------------------	---------

Name

Part #

CASTER 5" DIA W/BRAKE

21590-1



Two-shelf heavy-duty stainless steel standard cart with 23" x 35" shelves

Designed for versatility and durability, the heavy-duty standard cart is perfect for any restaurant, catering operation or other foodservice establishment. The large, sturdy shelves offer an impressive 900-pound weight capacity, while two casters and two wheels ensure swift maneuvering. Thanks to a comfort-coated handle, this cart offers a smooth user experience, and the strong frame promises years of dependable service.

900-pound capacity is distributed between the shelves

Two 4-inch swivel casters and two 8-inch front wheels ensure swift maneuvering

16-gauge stainless steel shelves are durable and long-lasting

Shelves and frame are welded for additional stability

Extended-height stainless steel handles feature a comfort coating

Made in the USA

PRODUCT **SPECIFICATIONS**

Model Information

UPC	029419233878
-----	--------------

Unit Dimensions

Overall Dimensions (IN)	44.5 x 23 x 44
(W) Width (IN)	44.5
(D) Depth (IN)	23
(H) Height (IN)	44
Caster Size (IN)	5
Fixed Wheel Size (IN)	8
(WS) Shelf Width (IN)	23
(SD) Shelf Depth (IN)	35
(W) Width (CM)	113
(D) Depth (CM)	58.4
(H) Height (CM)	112
Caster Size (CM)	12.7
Fixed Wheel Size (CM)	20.3
(WS) Shelf Width (CM)	58.4
(SD) Shelf Depth (CM)	88.8

Volume

Capacity (KG)	405
Capacity (LB)	900

Construction

Gauge	16 (shelf)
-------	------------

Case Lot Measurement

Case Lot	1
Case Width	26.25
Case Height	42.5
Case Length	40.75
Case Lot Cube (ft.)	26.31
Case Lot Weight (lbs.)	84.0

PRODUCT PARTS

Name	Part #
CASTER 5" DIA W/O BRAKE	21591-1
WHEEL 8" DIAMETER	21589-1
LEG (ERGO CARTS)	29079-2
HANDLE 900 LB CART	29086-2
1 X 1" BLACK TUBE PLUG	17156-3
LEG'S (HANDLE) ERGO/CARTS	29080-2
HVY DUTY CART BUMPER	21811-1
CASTER 5" DIA W/BRAKE	21590-1



Three-shelf heavy-duty stainless steel standard cart with 23" x 35" shelves

Designed for versatility and durability, the heavy-duty standard cart is perfect for any restaurant, catering operation or other foodservice establishment. The large, sturdy shelves offer an impressive 900-pound weight capacity, while two casters and two wheels ensure swift maneuvering. Thanks to a comfort-coated handle, this cart offers a smooth user experience, and the strong frame promises years of dependable service.

900-pound capacity is distributed between the shelves

Two 4-inch swivel casters and two 8-inch front wheels ensure swift maneuvering

16-gauge stainless steel shelves are durable and long-lasting

Shelves and frame are welded for additional stability

Extended-height stainless steel handles feature a comfort coating

Made in the USA

PRODUCT **SPECIFICATIONS**

Model Information

UPC	029419233885
-----	--------------

Unit Dimensions

Overall Dimensions (IN)	44.5 x 23 x 44
(W) Width (IN)	44.5
(D) Depth (IN)	23
(H) Height (IN)	44
Caster Size (IN)	5
Fixed Wheel Size (IN)	8
(WS) Shelf Width (IN)	23
(SD) Shelf Depth (IN)	35
(W) Width (CM)	113
(D) Depth (CM)	58.4
(H) Height (CM)	112
Caster Size (CM)	12.7
Fixed Wheel Size (CM)	20.3

(WS) Shelf Width (CM)	58.4
-----------------------	------

(SD) Shelf Depth (CM)	88.8
-----------------------	------

Volume

Capacity (KG)	405
---------------	-----

Capacity (LB)	900
---------------	-----

Construction

Gauge	16 (shelf)
-------	------------

Case Lot Measurement

Case Lot	1
----------	---

Case Width	25.5
------------	------

Case Height	42
-------------	----

Case Length	40.5
-------------	------

Case Lot Cube (ft.)	25.1
---------------------	------

Case Lot Weight (lbs.)	102.0
------------------------	-------

PRODUCT PARTS

Name	Part #
------	--------

CASTER 5" DIA W/O BRAKE	21591-1
-------------------------	---------

WHEEL 8" DIAMETER	21589-1
-------------------	---------

LEG (ERGO CARTS)	29079-2
------------------	---------

HANDLE 900 LB CART	29086-2
--------------------	---------

1 X 1" BLACK TUBE PLUG	17156-3
------------------------	---------

LEG'S (HANDLE) ERGO/CARTS	29080-2
---------------------------	---------

HVY DUTY CART BUMPER	21811-1
----------------------	---------

Name

Part #

CASTER 5" DIA W/BRAKE

21590-1



Heavy-Duty Stainless Steel Carts

The Vollrath® 3-shelf stainless steel cart promises years of durability and reliability. This versatile, heavy-duty cart is ideal for transporting food, supplies or even bus boxes. The 1-inch-square stainless steel frame and sturdy shelves are welded for additional strength and longevity, and the extended-height stainless steel handle features a comfort coating for your benefit. Two strong front wheels help stabilize the cart, while two swivel casters ensure swift maneuvering.

650-pound capacity is distributed between the shelves

1-inch stainless steel tubular frame and stainless steel shelves are durable and long lasting

Two 5-inch swivel casters, one featuring a brake, ensure swift maneuvering

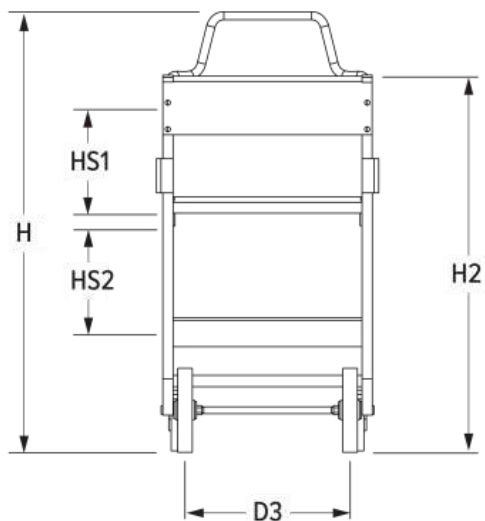
Two 8-inch fixed wheels provide stability

Shelves and frame are welded for additional stability and durability

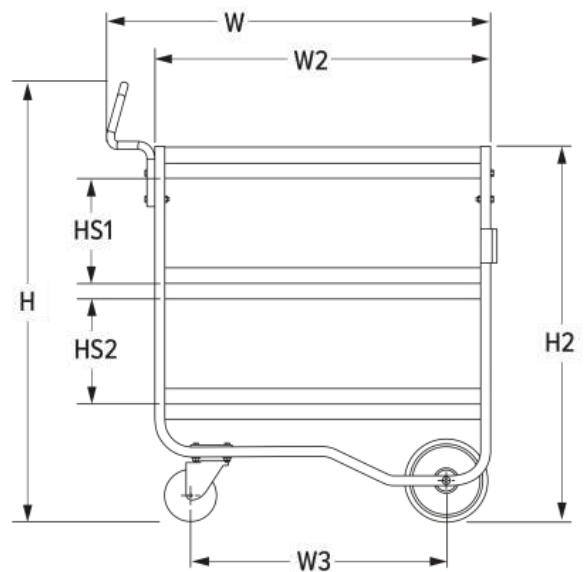
Extended-height tubular stainless steel handles feature a comfort coating

Made in the USA

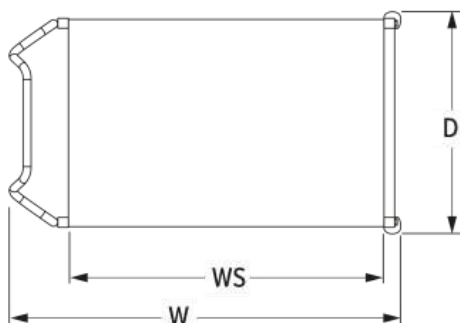
PRODUCT SPECIFICATIONS



FRONT VIEW



SIDE VIEW



TOP VIEW

Model Information

UPC	029419280605
-----	--------------

Unit Dimensions

Overall Dimensions (IN)	42.25 x 21.142 x 42.03
-------------------------	------------------------

(W) Width (IN)	42.25
----------------	-------

(W2) Secondary Width (IN)	32.096
---------------------------	--------

(W3) Additional Width (IN)	24.446
----------------------------	--------

(D) Depth (IN)	21.14
----------------	-------

(D2) Secondary Depth (IN)	17.186
---------------------------	--------

(H) Height (IN)	42.03
-----------------	-------

(H2) Secondary Height (IN)	35.962
----------------------------	--------

Caster Size (IN)	5
------------------	---

Fixed Wheel Size (IN)	8
-----------------------	---

(WS) Shelf Width (IN)	30
-----------------------	----

(SD) Shelf Depth (IN)	20
-----------------------	----

(HS1) Shelf Clearance Height (IN)	10.059
-----------------------------------	--------

(HS2) Shelf Clearance Height (IN)	10
-----------------------------------	----

(W) Width (CM)	107.3
----------------	-------

(W2) Secondary Width (CM)	81.5
---------------------------	------

(W3) Additional Width (CM)	62.1
----------------------------	------

(D) Depth (CM)	53.7
----------------	------

(D2) Secondary Depth (CM)	43.7
---------------------------	------

(H) Height (CM)	106.8
-----------------	-------

(H2) Secondary Height (CM)	91.3
----------------------------	------

Caster Size (CM)	12.7
------------------	------

Fixed Wheel Size (CM)	20.3
(WS) Shelf Width (CM)	76.1
(SD) Shelf Depth (CM)	50.7
(HS1) Shelf Clearance Height (CM)	25.5
(HS2) Shelf Clearance Height (CM)	25.4

Volume

Capacity (KG)	295
Capacity (LB)	650

Construction

Gauge	18 (shelf)
-------	------------

Case Lot Measurement

Case Lot	1
Case Width	34.5
Case Height	9.75
Case Length	38.5
Case Lot Cube (ft.)	7.49
Case Lot Weight (lbs.)	80.0

PRODUCT PARTS

Name	Part #
CASTER 5" DIA W/O BRAKE	21591-1
WHEEL 8" DIAMETER	21589-1
1 X 1" BLACK TUBE PLUG	17156-3
SHELF ASSY LOWER	28949-2

Name	Part #
HANDLE-KD CART	21765-1
HVY DUTY CART BUMPER	21811-1
SHELF ASSY TOP	28950-2
CASTER 5" DIA W/BRAKE	21590-1
CASTER ASSY	28972-2



Three-shelf knocked-down stainless steel utility cart

The three-shelf stainless steel utility cart by Vollrath is a valuable addition to any establishment. This versatile cart features three shelves that are ideal for transporting food, supplies or even bus boxes. The stainless steel construction is durable and long-lasting, promising years of service. The ABS handle prevents damage to walls and doors, while four swivel casters ensure swift maneuvering. This cart ships knocked down, to save shipping costs, and is assembled easily.

300-pound capacity is distributed between the shelves

Four 3 ½-inch swivel casters ensure swift maneuvering

Stainless steel shelves are durable and long-lasting

ABS handle helps protect your walls and doors from damage

Ships knocked down, easy to assemble

Made in the USA

PRODUCT **SPECIFICATIONS**

Model Information

UPC	029419638451
-----	--------------

Unit Dimensions

Overall Dimensions (IN)	27.5 x 15.5 x 32.625
(W) Width (IN)	27.5
(D) Depth (IN)	15.5
(H) Height (IN)	32.62
Caster Size (IN)	3.5
(WS) Shelf Width (IN)	15.5
(SD) Shelf Depth (IN)	24
(HS1) Shelf Clearance Height (IN)	12
(W) Width (CM)	70
(D) Depth (CM)	40
(H) Height (CM)	84
Caster Size (CM)	9
(WS) Shelf Width (CM)	39.4
(SD) Shelf Depth (CM)	60.9

Volume

Capacity (KG)	135
Capacity (LB)	300

Case Lot Measurement

Case Lot	1
Case Width	24
Case Height	10.25
Case Length	30.5
Case Lot Cube (ft.)	4.34
Case Lot Weight (lbs.)	31.74

PRODUCT PARTS

Name	Part #
SHELF - MIDDLE NOTCHING (TAB)	28984-2
HANDLE ASSEMBLY-13" PLASTIC	21780-1
1/4-20 X 3/8" LONG CD STUD	23963-1
RIVET OVAL HEAD SEMI-TUBULAR	21807-3
SHELF - TOP NOTCHING (TAB)	28983-2
HARDWARE KIT 97320-97326 CARTS	23325-1
CASTER 3" W/PLATE	21683-1



Knocked-Down Stainless Steel Utility Cart

The Vollrath® 3-shelf stainless steel cart ships quickly and is easy to assemble. This versatile cart features three stainless steel shelves that are ideal for transporting food, supplies or even bus boxes. The ABS handle prevents damage to walls and doors, while four swivel casters ensure swift maneuvering.

400-pound capacity is distributed between the shelves

Four 4-inch swivel casters ensure swift maneuvering

Stainless steel shelves are durable and long lasting

ABS handle helps protect your walls and doors from damage

Ships knockeddown, easy to assemble

Made in the USA

PRODUCT **SPECIFICATIONS**

Model Information

UPC	029419638611
-----	--------------

Unit Dimensions

Overall Dimensions (IN)	30.875 x 17.75 x 33.75
(W) Width (IN)	30.87
(D) Depth (IN)	17.75
(H) Height (IN)	33.75
Caster Size (IN)	4
(WS) Shelf Width (IN)	17.75
(SD) Shelf Depth (IN)	27
(HS1) Shelf Clearance Height (IN)	12
(W) Width (CM)	79
(D) Depth (CM)	45
(H) Height (CM)	86
Caster Size (CM)	10
(WS) Shelf Width (CM)	45
(SD) Shelf Depth (CM)	69

Volume

Capacity (KG)	180
Capacity (LB)	400

Case Lot Measurement

Case Lot	1
----------	---

Case Width	24
Case Height	10.25
Case Length	30.5
Case Lot Cube (ft.)	4.34
Case Lot Weight (lbs.)	44.64

PRODUCT **PARTS**

Name	Part #
LEG - RIGHT FRONT / NO HANDLE	29099-2
1/4-20 X 3/8" LONG CD STUD	23963-1
RIVET OVAL HEAD SEMI-TUBULAR	21807-3
CASTER - 4"PLATE	21778-1
HARDWARE KIT 97320-97326 CARTS	23325-1
HANDLE ASSEMBLY-16" PLASTIC	21781-1
RIVET OVAL HEAD SEMI TUBULAR	21838-1



Refuse Bins

Made in U.S.A.

PRODUCT SPECIFICATIONS

Model Information

UPC

029419471737

Unit Dimensions

Overall Dimensions (IN)	13.5 x 8 x 22.75
(W) Width (IN)	13.5
(D) Depth (IN)	8
(H) Height (IN)	22.75
(W) Width (CM)	34.3
(D) Depth (CM)	20.3
(H) Height (CM)	57.8

Construction

Color	Black
-------	-------

Case Lot Measurement

Case Lot	6
Case Width	27.5
Case Height	27.5
Case Length	38.25
Case Lot Cube (ft.)	8.52
Case Lot Weight (lbs.)	26.8



Polyethylene refuse bin in gray

The refuse bin by Vollrath is the ideal addition to your cleanup equipment. Made of durable, high-density polyethylene, this strong refuse bin stands up to years of use, and the integral full-width hook fits over the raised edge of a cart shelf or a cart handle for convenience, ensuring that your end-of-night cleanup goes smoothly. The large size, yet narrow design, is perfect for both low- and high-volume establishments, as it offers an impressive capacity without taking up excess space.

High-density polyethylene lasts for years

Integral full-width hook fits over the raised edge of a cart shelf or over a cart handle

Large size offers impressive capacity

Narrow design saves valuable space

Made in the USA

PRODUCT SPECIFICATIONS

Model Information

UPC	029419471744
-----	--------------

Unit Dimensions

Overall Dimensions (IN)	13.5 x 8 x 22.75
(W) Width (IN)	13.5
(D) Depth (IN)	8
(H) Height (IN)	22.75
(W) Width (CM)	34.3
(D) Depth (CM)	20.3
(H) Height (CM)	57.8

Construction

Color	Gray
-------	------

Case Lot Measurement

Case Lot	6
Case Width	27.5
Case Height	14
Case Length	38.25
Case Lot Cube (ft.)	8.52



Traex[®] adjustable dish caddy for 11 ⁵/₈- to 12 ¹/₂-inch round plates in gray

Store and protect round plates with the Traex adjustable dish caddy by Vollrath. This caddy has a unique easy-adjustment feature that adjusts from the top to accommodate 11 ⁵/₈- to 12 ¹/₂-inch plates. Each compartment has 19 inches of stacking space that accommodates approximately 40 to 55 plates per stack, depending on their thickness. This gray caddy was rotationally molded and features dual side handles for better gripping and swift maneuvering.

Accommodates round plates of 11 5⁄8 to 12 1⁄2 inches in size

Each of the four compartments features 19 inches of stacking space to fit approximately 40 to 55 dishes based on average thickness

Rotationally molded body is durable and will last for years

Unique easy-adjustment feature adjusts from the top

Dual side handles allow for swift maneuvering

Vinyl cover included

Made in the USA

NSF-certified

Please note this is a made-to-order item. These items require additional time for fulfillment. Made-to-order items cannot be changed, canceled or returned and may be subject to a minimum-order quantity. Contact your Vollrath sales representative for details.

PRODUCT **SPECIFICATIONS**

Model Information

UPC	029419862290
-----	--------------

Unit Dimensions

Overall Dimensions (IN)	31.0625 x 30 x 40
(W) Width (IN)	31.06
(D) Depth (IN)	30
(H) Height (IN)	40
Inside Compartment Height (IN)	19
(W) Width (CM)	78.9
(D) Depth (CM)	76.2
(H) Height (CM)	101.6
Inside Compartment Height (CM)	48.3

Volume

Capacity (QTY)	4 stacks
Dish Size	11-5/8 to 12-1/2 (29.5 to 31.6) round plates

Construction

Color	Gray
-------	------

Case Lot Measurement

Case Lot	1
Case Width	28
Case Height	32
Case Length	41.5
Case Lot Cube (ft.)	22.07
Case Lot Weight (lbs.)	74.0

PRODUCT ACCESSORIES

Name	Item #
Traex® Adjustable Dish Caddy Replacement Post	ADP
Large replacement cover for Traex® adjustable dish caddy	ADVC

PRODUCT PARTS

Name	Part #
AXLE W/WHL STPS ADJ DISH CADDY	9585B



Traex® Adjustable Dish Caddy

Traex® Adjustable Dish Caddy



PRODUCT SPECIFICATIONS

Model Information

UPC	029419862306
-----	--------------

Unit Dimensions

Overall Dimensions (IN)	31.0625 x 30 x 40
(W) Width (IN)	31.06
(D) Depth (IN)	30
(H) Height (IN)	40
Inside Compartment Height (IN)	19
(W) Width (CM)	78.9
(D) Depth (CM)	76.2
(H) Height (CM)	101.6

Inside Compartment Height (CM)	48.3
--------------------------------	------

Volume

Capacity (QTY)	5 stacks
----------------	----------

Dish Size	10-3/4 to 11-1/2 (27.3 to 29.2) round plates
-----------	--

Construction

Color	Gray
-------	------

Case Lot Measurement

Case Lot	1
----------	---

Case Width	28
------------	----

Case Height	32
-------------	----

Case Length	41.5
-------------	------

Case Lot Cube (ft.)	21.39
---------------------	-------

Case Lot Weight (lbs.)	75.35
------------------------	-------

PRODUCT ACCESSORIES

Name	Item #
------	--------

Traex® Adjustable Dish Caddy Replacement Post	ADP
---	-----

Large replacement cover for Traex® adjustable dish caddy	ADVC
--	------

PRODUCT PARTS

Name	Part #
------	--------

AXLE W/WHL STPS ADJ DISH CADDY	9585B
--------------------------------	-------



Traex[®] Adjustable Dish Caddy

Store and protect round dishware with the Vollrath[®] Traex adjustable dish caddy. This unit has a unique easy-adjustment feature that adjusts from the top to accommodate a wide range of plate and bowl sizes. Each of the six dish caddies has 19 inches of stacking space that accommodates approximately 40 to 55 plates or dishes per stack, depending on the size. This gray unit was rotationally molded and features dual side handles for better gripping and swift maneuvering.

Accommodates round plates or bowls
4 ½- to 12 ½-inches in size

Each of the six caddies features 19 inches of stacking space to fit approximately 40 to 55 dishes based on average plate height. Please calculate using your specific plate measurements for a more exact estimate

Gray rotationally molded body is durable and will last for years

Unique easy-adjustment features adjust from the top


Dual side handles allow for swift maneuvering

Vinyl cover included

NSF-certified

Made in the USA

Please note this is a made-to-order item. These items require additional time for fulfillment. Made-to-order items cannot be changed, canceled or returned and may be subject to a minimum-order quantity. Contact your Vollrath sales representative for details.



PRODUCT **SPECIFICATIONS**

Model Information

UPC	029419862320
-----	--------------

Unit Dimensions

Overall Dimensions (IN)	31.0625 x 30 x 40
(W) Width (IN)	31.06
(D) Depth (IN)	30
(H) Height (IN)	40
Inside Compartment Height (IN)	19
(W) Width (CM)	78.9
(D) Depth (CM)	76.2
(H) Height (CM)	101.6
Inside Compartment Height (CM)	48.3

Volume

Capacity (QTY)	6 or 5 stacks
Dish Size	8-5/8 to 9-1/8 or 9-1/8 to 10-5/8 round plates/bowls

Construction

Color	Gray
-------	------

Case Lot Measurement

Case Lot	1
Case Width	28
Case Height	28

Case Length	41.5
Case Lot Cube (ft.)	21.03
Case Lot Weight (lbs.)	79.5

PRODUCT **ACCESSORIES**

Name	Item #
Traex® Adjustable Dish Caddy Replacement Post	ADP
Large replacement cover for Traex® adjustable dish caddy	ADVC

PRODUCT **PARTS**

Name	Part #
AXLE W/WHL STPS ADJ DISH CADDY	9585B



Traex® Adjustable Dish Caddy

Traex® Adjustable Dish Caddy

PRODUCT SPECIFICATIONS

Model Information

UPC

029419862337

Unit Dimensions

Overall Dimensions (IN)	31.0625 x 30 x 40
(W) Width (IN)	31.06
(D) Depth (IN)	30
(H) Height (IN)	40
Inside Compartment Height (IN)	19
(W) Width (CM)	78.9
(D) Depth (CM)	76.2
(H) Height (CM)	101.6
Inside Compartment Height (CM)	48.3

Volume

Capacity (QTY)	8 stacks
Dish Size	7-1/8 to 8-1/2 (18.1 to 21.6) round plates

Construction

Color	Gray
-------	------

Case Lot Measurement

Case Lot	1
Case Width	28
Case Height	32
Case Length	41.5
Case Lot Cube (ft.)	21.52
Case Lot Weight (lbs.)	81.5

PRODUCT ACCESSORIES

Name	Item #
Traex® Adjustable Dish Caddy Replacement Post	ADP
Large replacement cover for Traex® adjustable dish caddy	ADVC

PRODUCT **PARTS**

Name	Part #
AXLE W/WHL STPS ADJ DISH CADDY	9585B



Traex[®] adjustable dish caddy for 5 ½- to 7 ⅛-inch round plates in gray

Store and protect round plates with the Traex adjustable dish caddy by Vollrath. This caddy has a unique easy-adjustment feature that adjusts from the top to accommodate 5 ½- to 7 ⅛-inch plates. Each compartment has 19 inches of stacking space that accommodates approximately 40 to 55 plates per stack, depending on their thickness. This gray caddy was rotationally molded and features dual side handles for better gripping and swift maneuvering.

Accommodates round plates of 5 ½ to 7 ⅛ inches in size

Each of the nine compartments features 19 inches of stacking space to fit approximately 40 to 55 dishes based on average thickness

Rotationally molded body is durable and will last for years

Unique easy-adjustment feature adjusts from the top

Dual side handles allow for swift maneuvering

Vinyl cover included

Made in the USA

NSF-certified

Please note this is a made-to-order item. These items require additional time for fulfillment. Made-to-order items cannot be changed, canceled or returned and may be subject to a minimum-order quantity. Contact your Vollrath sales representative for details.

PRODUCT **SPECIFICATIONS**

Model Information

UPC	029419862276
-----	--------------

Unit Dimensions

Overall Dimensions (IN)	31.0625 x 30 x 40
(W) Width (IN)	31.06
(D) Depth (IN)	30
(H) Height (IN)	40
Inside Compartment Height (IN)	19
(W) Width (CM)	78.9
(D) Depth (CM)	76.2
(H) Height (CM)	101.6
Inside Compartment Height (CM)	48.3

Volume

Capacity (QTY)	9 stacks
Dish Size	5-1/2 to 7-1/8 (14 to 18.1) round plates

Construction

Color	Gray
-------	------

Case Lot Measurement

Case Lot	1
Case Width	28
Case Height	32
Case Length	41.5
Case Lot Cube (ft.)	21.39
Case Lot Weight (lbs.)	85.85

PRODUCT ACCESSORIES

Name	Item #
Traex® Adjustable Dish Caddy Replacement Post	ADP
Large replacement cover for Traex® adjustable dish caddy	ADVC

PRODUCT PARTS

Name	Part #
AXLE W/WHL STPS ADJ DISH CADDY	9585B



Traex® Adjustable Dish Caddy

Traex® Adjustable Dish Caddy

PRODUCT SPECIFICATIONS

Model Information

UPC

029419862283

Unit Dimensions

Overall Dimensions (IN)	31.0625 x 30 x 40
(W) Width (IN)	31.06
(D) Depth (IN)	30
(H) Height (IN)	40
Inside Compartment Height (IN)	19
(W) Width (CM)	78.9
(D) Depth (CM)	76.2
(H) Height (CM)	101.6
Inside Compartment Height (CM)	48.3

Volume

Capacity (QTY)	13 stacks
Dish Size	4-1/2 to 5-1/2 (11.4 to 14) round plates

Construction

Color	Gray
-------	------

Case Lot Measurement

Case Lot	1
Case Width	28
Case Height	32
Case Length	41.5
Case Lot Cube (ft.)	21.39
Case Lot Weight (lbs.)	92.85

PRODUCT ACCESSORIES

Name	Item #
Traex® Adjustable Dish Caddy Replacement Post	ADP
Large replacement cover for Traex® adjustable dish caddy	ADVC

PRODUCT **PARTS**

Name	Part #
AXLE W/WHL STPS ADJ DISH CADDY	9585B



Traex® Adjustable Dish Caddy Replacement Post

This durable replacement post allows adjustments to occur from the top and is designed to quickly swap out with the version supplied with your Traex® Adjustable Dish Caddy.

Direct replacement for original part

Easy to swap out

PRODUCT **SPECIFICATIONS**

Model Information

UPC	029419862351
-----	--------------

Unit Dimensions

Overall Dimensions (IN)	32.75 x 27.5 x 30.5
(W) Width (IN)	32.75
(D) Depth (IN)	27.5
(H) Height (IN)	30.5
(W) Width (CM)	83.2
(D) Depth (CM)	69.9
(H) Height (CM)	77.5

Construction

Color	Gray
-------	------

Case Lot Measurement

Case Lot	1
Case Width	6.75
Case Height	6.06
Case Length	25.81
Case Lot Cube (ft.)	0.55
Case Lot Weight (lbs.)	2.2



Large replacement cover for Traex® adjustable dish caddy

Protect all of your dishes, and your Traex adjustable dish caddy, with this large replacement cover by Vollrath. Whether you need a new one or simply want an extra on hand, this replacement cover is the perfect accessory for your dish caddy and makes it easier than ever to keep your dishes safe and clean.

Designed for large Traex adjustable dish caddy

Protects your dishes, keeping them clean and safe during storage

PRODUCT **SPECIFICATIONS**

Model Information


UPC	029419862405
-----	--------------

Unit Dimensions

(W) Width (IN)	29.5
(H) Height (IN)	20
(L) Length (IN)	40.13

Case Lot Measurement

Case Lot	1
Case Width	11
Case Height	4
Case Length	8
Case Lot Cube (ft.)	0.2
Case Lot Weight (lbs.)	2.55



Traex[®] adjustable dish caddy for 10 ³/₈- to 11 ¹/₄-inch round plates and bowls in black

Store and protect round plates and bowls with the Traex adjustable dish caddy by Vollrath. This caddy has a unique easy-adjustment feature that adjusts from the top to accommodate 10 ³/₈- to 11 ¹/₄-inch plates or bowls. Each compartment has 19 inches of stacking space that accommodates approximately 40 to 55 items per stack, depending on their thickness. This black caddy was rotationally molded and features dual side handles for better gripping and swift maneuvering.

Accommodates round plates or bowls of 10 3⁄8 to 11 1⁄4 inches in size

Each of the four compartments features 19 inches of stacking space to fit approximately 40 to 55 items based on average thickness

Rotationally molded body is durable and will last for years

Unique easy-adjustment feature adjusts from the top

Dual side handles allow for swift maneuvering

Vinyl cover included

Made in the USA

NSF-certified

Please note this is a made-to-order item. These items require additional time for fulfillment. Made-to-order items cannot be changed, canceled or returned and may be subject to a minimum-order quantity. Contact your Vollrath sales representative for details.

PRODUCT **SPECIFICATIONS**

Model Information

UPC	029419864508
-----	--------------

Unit Dimensions

Overall Dimensions (IN)	32.75 x 27.5 x 30.5
(W) Width (IN)	32.75
(D) Depth (IN)	27.5
(H) Height (IN)	30.5
Inside Compartment Height (IN)	19
(W) Width (CM)	83.2
(D) Depth (CM)	69.9
(H) Height (CM)	77.5
Inside Compartment Height (CM)	48.3

Volume

Capacity (QTY)	4 stacks
Dish Size	10-3/8 to 11-1/4 (26.4 to 28.6) round plates/bowls

Construction


Color	Black
-------	-------

Case Lot Measurement

Case Lot	1
Case Width	29
Case Height	31.25
Case Length	34.5
Case Lot Cube (ft.)	18.55
Case Lot Weight (lbs.)	59.4

PRODUCT ACCESSORIES

Name	Item #
Traex® Adjustable Dish Caddy Replacement Post	ADP
Traex® Adjustable Dish Caddy Cover Small	SAVC



Traex® Adjustable Dish Caddy

PRODUCT SPECIFICATIONS

Model Information

UPC

029419864515

Unit Dimensions

Overall Dimensions (IN)	32.75 x 27.5 x 30.5
(W) Width (IN)	32.75
(D) Depth (IN)	27.5
(H) Height (IN)	30.5
Inside Compartment Height (IN)	19
(W) Width (CM)	83.2
(D) Depth (CM)	69.9
(H) Height (CM)	77.5
Inside Compartment Height (CM)	48.3

Volume

Capacity (QTY)	2 stacks
Dish Size	12-1/2 to 14 (31.6 to 35.6) round bowls/trays

Construction

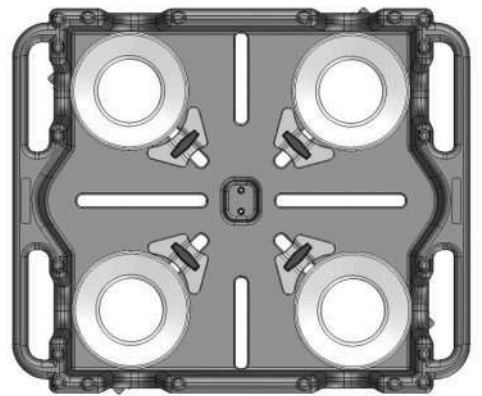
Color	Black
-------	-------

Case Lot Measurement

Case Lot	1
Case Width	29
Case Height	31.25
Case Length	34.5
Case Lot Cube (ft.)	13.22
Case Lot Weight (lbs.)	59.4

PRODUCT ACCESSORIES

Name	Item #
Traex® Adjustable Dish Caddy Replacement Post	ADP
Traex® Adjustable Dish Caddy Cover Small	SAVC



Traex® Adjustable Dish Caddy

PRODUCT SPECIFICATIONS

Model Information

UPC

029419864522

Unit Dimensions

Overall Dimensions (IN)	32.75 x 27.5 x 30.5
(W) Width (IN)	32.75
(D) Depth (IN)	27.5
(H) Height (IN)	30.5
Inside Compartment Height (IN)	19
(W) Width (CM)	83.2
(D) Depth (CM)	69.9
(H) Height (CM)	77.5
Inside Compartment Height (CM)	48.3

Volume

Capacity (QTY)	4 stacks
Dish Size	8-1/2 to 9-1/2 (21.6 to 24.1) round plates/bowls

Construction

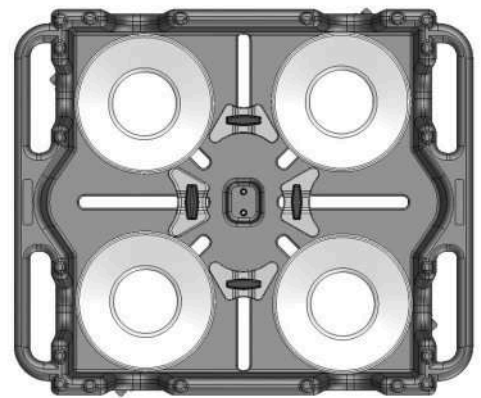
Color	Black
-------	-------

Case Lot Measurement

Case Lot	1
Case Width	29
Case Height	31.25
Case Length	34.5
Case Lot Cube (ft.)	18.55
Case Lot Weight (lbs.)	62.8

PRODUCT ACCESSORIES

Name	Item #
Traex® Adjustable Dish Caddy Replacement Post	ADP
Traex® Adjustable Dish Caddy Cover Small	SAVC



Traex[®] adjustable dish caddy for 9 ⁵/₈- to 10 ¹/₄-inch round plates and bowls in black

Store and protect round plates and bowls with the Traex adjustable dish caddy by Vollrath. This caddy has a unique easy-adjustment feature that adjusts from the top to accommodate 9 ⁵/₈- to 10 ¹/₄-inch plates or bowls. Each compartment has 19 inches of stacking space that accommodates approximately 40 to 55 items per stack, depending on their thickness. This black caddy was rotationally molded and features dual side handles for better gripping and swift maneuvering.

Accommodates round plates or bowls of 9 5⁄8 to 10 1⁄4 inches in size

Each of the four compartments features 19 inches of stacking space to fit approximately 40 to 55 items based on average thickness

Rotationally molded body is durable and will last for years

Unique easy-adjustment feature adjusts from the top

Dual side handles allow for swift maneuvering

Vinyl cover included

Made in the USA

NSF-certified

Please note this is a made-to-order item. These items require additional time for fulfillment. Made-to-order items cannot be changed, canceled or returned and may be subject to a minimum-order quantity. Contact your Vollrath sales representative for details.

PRODUCT **SPECIFICATIONS**

Model Information

UPC	029419864539
-----	--------------

Unit Dimensions

Overall Dimensions (IN)	32.75 x 27.5 x 30.5
(W) Width (IN)	32.75
(D) Depth (IN)	27.5
(H) Height (IN)	30.5
Inside Compartment Height (IN)	19
(W) Width (CM)	83.2
(D) Depth (CM)	69.9
(H) Height (CM)	77.5
Inside Compartment Height (CM)	48.3

Volume

Capacity (QTY)	4 stacks
Dish Size	9-5/8 to 10-1/4 (24.4 to 26) round plates/bowls

Construction

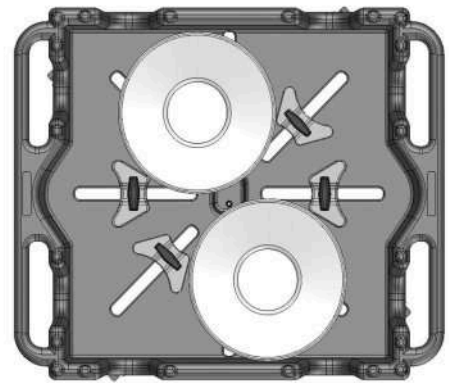
Color	Black
-------	-------

Case Lot Measurement

Case Lot	1
Case Width	29
Case Height	31.25
Case Length	34.5
Case Lot Cube (ft.)	18.55
Case Lot Weight (lbs.)	62.8

PRODUCT ACCESSORIES

Name	Item #
Traex® Adjustable Dish Caddy Replacement Post	ADP
Traex® Adjustable Dish Caddy Cover Small	SAVC



Traex® Adjustable Dish Caddy

PRODUCT SPECIFICATIONS

Model Information

UPC

029419864546

Unit Dimensions

Overall Dimensions (IN)	32.75 x 27.5 x 30.5
(W) Width (IN)	32.75
(D) Depth (IN)	27.5
(H) Height (IN)	30.5
Inside Compartment Height (IN)	19
(W) Width (CM)	83.2
(D) Depth (CM)	69.9
(H) Height (CM)	77.5
Inside Compartment Height (CM)	48.3

Volume

Capacity (QTY)	2 stacks
Dish Size	11-1/2 to 12-1/2 (29.2 to 31.6) round plates/bowls

Construction

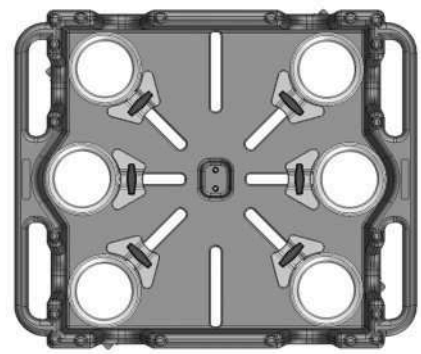
Color	Black
-------	-------

Case Lot Measurement

Case Lot	1
Case Width	29
Case Height	31.25
Case Length	34.5
Case Lot Cube (ft.)	18.55
Case Lot Weight (lbs.)	62.8

PRODUCT ACCESSORIES

Name	Item #
Traex® Adjustable Dish Caddy Replacement Post	ADP
Traex® Adjustable Dish Caddy Cover Small	SAVC



Traex[®] adjustable dish caddy for 4- to 8-inch round plates and bowls in black

Store and protect round plates and bowls with the Traex adjustable dish caddy by Vollrath. This caddy has a unique easy-adjustment feature that adjusts from the top to accommodate 4- to 8-inch plates or bowls. Each compartment has 19 inches of stacking space that accommodates approximately 40 to 55 items per stack, depending on their thickness. This black caddy was rotationally molded and features dual side handles for better gripping and swift maneuvering.

Accommodates round plates or bowls of 4 to 8 inches in size

Each of the six compartments features 19 inches of stacking space to fit approximately 40 to 55 items based on average thickness

Rotationally molded body is durable and will last for years

Unique easy-adjustment feature adjusts from the top

Dual side handles allow for swift maneuvering

Vinyl cover included

Made in the USA

NSF-certified

Please note this is a made-to-order item. These items require additional time for fulfillment. Made-to-order items cannot be changed, canceled or returned and may be subject to a minimum-order quantity. Contact your Vollrath sales representative for details.

PRODUCT **SPECIFICATIONS**

Model Information

UPC	029419864560
-----	--------------

Unit Dimensions

Overall Dimensions (IN)	32.75 x 27.5 x 30.5
(W) Width (IN)	32.75
(D) Depth (IN)	27.5
(H) Height (IN)	30.5
Inside Compartment Height (IN)	19
(W) Width (CM)	83.2
(D) Depth (CM)	69.9
(H) Height (CM)	77.5
Inside Compartment Height (CM)	48.3

Volume

Capacity (QTY)	6 stacks
Dish Size	4 to 8 (10.2 to 20.3) round plates/bowls

Construction


Color	Black
-------	-------

Case Lot Measurement

Case Lot	1
Case Width	29
Case Height	31.25
Case Length	34.5
Case Lot Cube (ft.)	18.55
Case Lot Weight (lbs.)	62.8

PRODUCT ACCESSORIES

Name	Item #
Traex® Adjustable Dish Caddy Replacement Post	ADP
Traex® Adjustable Dish Caddy Cover Small	SAVC



Traex[®] adjustable dish caddy for 9 ⁵/₈- to 10 ⁵/₈-inch square plates and bowls in black

Store and protect square plates and bowls with the Traex adjustable dish caddy by Vollrath. This caddy has a unique easy-adjustment feature that adjusts from the top to accommodate 9 ⁵/₈- to 10 ⁵/₈-inch plates or bowls. Each compartment has 19 inches of stacking space that accommodates approximately 40 to 55 items per stack, depending on their thickness. This black caddy was rotationally molded and features dual side handles for better gripping and swift maneuvering.

Accommodates square plates or bowls of 9 5⁄8 to 10 5⁄8 inches in size

Each of the four compartments features 19 inches of stacking space to fit approximately 40 to 55 items based on average thickness

Rotationally molded body is durable and will last for years

Unique easy-adjustment feature adjusts from the top

Dual side handles allow for swift maneuvering

Vinyl cover included

Made in the USA

NSF-certified

Please note this is a made-to-order item. These items require additional time for fulfillment. Made-to-order items cannot be changed, canceled or returned and may be subject to a minimum-order quantity. Contact your Vollrath sales representative for details.

PRODUCT **SPECIFICATIONS**

Model Information

UPC	029419864454
-----	--------------

Unit Dimensions

Overall Dimensions (IN)	32.75 x 27.5 x 30.5
(W) Width (IN)	32.75
(D) Depth (IN)	27.5
(H) Height (IN)	30.5
Inside Compartment Height (IN)	19
(W) Width (CM)	83.2
(D) Depth (CM)	69.9
(H) Height (CM)	77.5
Inside Compartment Height (CM)	48.3

Volume

Capacity (QTY)	4 stacks
Dish Size	9-5/8 to 10-5/8 (24.4 to 27) square plates/bowls

Construction

Color	Black
-------	-------

Case Lot Measurement

Case Lot	1
Case Width	29
Case Height	31.25
Case Length	34.5
Case Lot Cube (ft.)	18.55
Case Lot Weight (lbs.)	61

PRODUCT ACCESSORIES

Name	Item #
Traex® Adjustable Dish Caddy Replacement Post	ADP
Traex® Adjustable Dish Caddy Cover Small	SAVC



DISCONTINUED

Traex® Adjustable Dish Caddy

PRODUCT SPECIFICATIONS

Model Information

UPC

029419864461

Unit Dimensions

Overall Dimensions (IN)	32.75 x 27.5 x 30.5
(W) Width (IN)	32.75
(D) Depth (IN)	27.5
(H) Height (IN)	30.5
Inside Compartment Height (IN)	19
(W) Width (CM)	83.2
(D) Depth (CM)	69.9
(H) Height (CM)	77.5
Inside Compartment Height (CM)	48.3

Volume

Capacity (QTY)	4 stacks
Dish Size	14-1/4 to 9-7/8 (36.2 to 25.1) trays

Construction

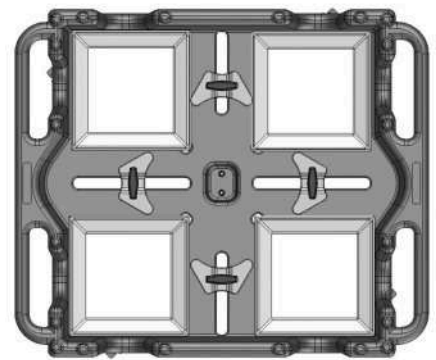
Color	Black
-------	-------

Case Lot Measurement

Case Lot	1
Case Width	29
Case Height	31.25
Case Length	34.5
Case Lot Cube (ft.)	13.22
Case Lot Weight (lbs.)	61

PRODUCT ACCESSORIES

Name	Item #
Traex® Adjustable Dish Caddy Replacement Post	ADP
Traex® Adjustable Dish Caddy Cover Small	SAVC



Traex[®] adjustable dish caddy for 8- to 9 ½-inch square plates and bowls in black

Store and protect square plates and bowls with the Traex adjustable dish caddy by Vollrath. This caddy has a unique easy-adjustment feature that adjusts from the top to accommodate 8- to 9 ½-inch plates or bowls. Each compartment has 19 inches of stacking space that accommodates approximately 40 to 55 items per stack, depending on their thickness. This black caddy was rotationally molded and features dual side handles for better gripping and swift maneuvering.

Accommodates square plates or bowls of 8 to 9 ½ inches in size

Each of the four compartments features 19 inches of stacking space to fit approximately 40 to 55 items based on average thickness

Rotationally molded body is durable and will last for years

Unique easy-adjustment feature adjusts from the top

Dual side handles allow for swift maneuvering

Vinyl cover included

Made in the USA

NSF-certified

Please note this is a made-to-order item. These items require additional time for fulfillment. Made-to-order items cannot be changed, canceled or returned and may be subject to a minimum-order quantity. Contact your Vollrath sales representative for details.

PRODUCT **SPECIFICATIONS**

Model Information

UPC	029419864478
-----	--------------

Unit Dimensions

Overall Dimensions (IN)	32.75 x 27.5 x 30.5
(W) Width (IN)	32.75
(D) Depth (IN)	27.5
(H) Height (IN)	30.5
Inside Compartment Height (IN)	19
(W) Width (CM)	83.2
(D) Depth (CM)	69.9
(H) Height (CM)	77.5
Inside Compartment Height (CM)	48.3

Volume

Capacity (QTY)	4 stacks
Dish Size	8 to 9-1/2 (20.3 24.1) to square plates/bowls

Construction

Color	Black
-------	-------

Case Lot Measurement

Case Lot	1
Case Width	29
Case Height	31.25
Case Length	34.5
Case Lot Cube (ft.)	18.55
Case Lot Weight (lbs.)	62.8

PRODUCT ACCESSORIES

Name	Item #
Traex® Adjustable Dish Caddy Replacement Post	ADP
Traex® Adjustable Dish Caddy Cover Small	SAVC



Traex[®] adjustable dish caddy for 4- to 8-inch square plates and bowls in black

Store and protect square plates and bowls with the Traex adjustable dish caddy by Vollrath. This caddy has a unique easy-adjustment feature that adjusts from the top to accommodate 4- to 8-inch plates or bowls. Each compartment has 19 inches of stacking space that accommodates approximately 40 to 55 items per stack, depending on their thickness. This black caddy was rotationally molded and features dual side handles for better gripping and swift maneuvering.

Accommodates square plates or bowls of 4 to 8 inches in size

Each of the four compartments features 19 inches of stacking space to fit approximately 40 to 55 items based on average thickness

Rotationally molded body is durable and will last for years

Unique easy-adjustment feature adjusts from the top

Dual side handles allow for swift maneuvering

Vinyl cover included

Made in the USA

NSF-certified

Please note this is a made-to-order item. These items require additional time for fulfillment. Made-to-order items cannot be changed, canceled or returned and may be subject to a minimum-order quantity. Contact your Vollrath sales representative for details.

PRODUCT **SPECIFICATIONS**

Model Information

UPC	029419864485
-----	--------------

Unit Dimensions

Overall Dimensions (IN)	32.75 x 27.5 x 30.5
(W) Width (IN)	32.75
(D) Depth (IN)	27.5
(H) Height (IN)	30.5
Inside Compartment Height (IN)	19
(W) Width (CM)	83.2
(D) Depth (CM)	69.9
(H) Height (CM)	77.5
Inside Compartment Height (CM)	48.3

Volume

Capacity (QTY)	4 stacks
Dish Size	4 to 8 (10.2 to 20.3) square plates/bowls

Construction

Color	Black
-------	-------

Case Lot Measurement

Case Width	29.5
Case Height	31
Case Length	35
Case Lot Cube (ft.)	18.55
Case Lot Weight (lbs.)	62.8

PRODUCT ACCESSORIES

Name	Item #
Traex® Adjustable Dish Caddy Replacement Post	ADP
Traex® Adjustable Dish Caddy Cover Small	SAVC



Traex® Adjustable Dish Caddy Cover Small

Replacement cover for small dish caddies.

Made of durable vinyl material

Color is Black

PRODUCT **SPECIFICATIONS**

Model Information

UPC	029419864584
-----	--------------

Unit Dimensions

(W) Width (IN)	28.62
(H) Height (IN)	23.62
(L) Length (IN)	34

Construction

Color	Black
-------	-------

Case Lot Measurement

Case Lot	1
Case Width	11
Case Height	4
Case Length	8
Case Lot Cube (ft.)	0.19
Case Lot Weight (lbs.)	3.43



Traex® Dollies

Traex® Dollies



PRODUCT **SPECIFICATIONS**

Model Information

UPC	029419865093
-----	--------------

Unit Dimensions

Overall Dimensions (IN)	21.5 x 21.5 x 36
(W) Width (IN)	21.5
(D) Depth (IN)	21.5
(H) Height (IN)	36
(W) Width (CM)	54.6
(D) Depth (CM)	54.6
(H) Height (CM)	91.4

Construction

Color	Clear
-------	-------

Case Lot Measurement

Case Lot	3
----------	---

Case Width	100.63
------------	--------

Case Height	12.750007
-------------	-----------

Case Length	12.38
-------------	-------

Case Lot Cube (ft.)	0.51
---------------------	------

Case Lot Weight (lbs.)	6.38
------------------------	------



36-inch Traex[®] clear vinyl rack cover

Protect your dish racks with the Traex rack cover by Vollrath. The clear vinyl protects your dish racks without blocking them from view, allowing for quick identification. Whether used for storage, transportation or something else, this cover keeps your dish racks safe and dry until they're needed again.

Vinyl construction is strong and reliable

Clear vinyl allows visibility for quick identification

Keeps your dish racks safe and dry during storage, transportation and more

PRODUCT **SPECIFICATIONS**

Model Information

UPC	029419865116
-----	--------------

Unit Dimensions

Overall Dimensions (IN)	21.5 x 21.5 x 48
(W) Width (IN)	21.5
(D) Depth (IN)	21.5
(H) Height (IN)	48
(W) Width (CM)	54.6
(D) Depth (CM)	54.6
(H) Height (CM)	121.9

Construction

Color	Clear
-------	-------

Case Lot Measurement

Case Lot	3
Case Width	13.78
Case Height	12.380007
Case Length	22.25
Case Lot Cube (ft.)	0.41
Case Lot Weight (lbs.)	7.85



По вопросам продаж и поддержки обращайтесь:

Алматы (727)345-47-04
Ангарск (3955)60-70-56
Архангельск (8182)63-90-72
Астрахань (8512)99-46-04
Барнаул (3852)73-04-60
Белгород (4722)40-23-64
Благовещенск (4162)22-76-07
Брянск (4832)59-03-52
Владивосток (423)249-28-31
Владикавказ (8672)28-90-48
Владимир (4922)49-43-18
Волгоград (844)278-03-48
Вологда (8172)26-41-59
Воронеж (473)204-51-73
Екатеринбург (343)384-55-89

Иваново (4932)77-34-06
Ижевск (3412)26-03-58
Иркутск (395)279-98-46
Казань (843)206-01-48
Калининград (4012)72-03-81
Калуга (4842)92-23-67
Кемерово (3842)65-04-62
Киров (8332)68-02-04
Коломна (4966)23-41-49
Кострома (4942)77-07-48
Краснодар (861)203-40-90
Красноярск (391)204-63-61
Курск (4712)77-13-04
Курган (3522)50-90-47
Липецк (4742)52-20-81

Магнитогорск (3519)55-03-13
Москва (495)268-04-70
Мурманск (8152)59-64-93
Набережные Челны (8552)20-53-41
Нижний Новгород (831)429-08-12
Новокузнецк (3843)20-46-81
Ноябрьск (3496)41-32-12
Новосибирск (383)227-86-73
Омск (3812)21-46-40
Орел (4862)44-53-42
Оренбург (3532)37-68-04
Пенза (8412)22-31-16
Петрозаводск (8142)55-98-37
Псков (8112)59-10-37
Пермь (342)205-81-47

Ростов-на-Дону (863)308-18-15
Рязань (4912)46-61-64
Самара (846)206-03-16
Санкт-Петербург (812)309-46-40
Саратов (845)249-38-78
Севастополь (8692)22-31-93
Саранск (8342)22-96-24
Симферополь (3652)67-13-56
Смоленск (4812)29-41-54
Сочи (862)225-72-31
Ставрополь (8652)20-65-13
Сургут (3462)77-98-35
Сыктывкар (8212)25-95-17
Тамбов (4752)50-40-97
Тверь (4822)63-31-35

Тольятти (8482)63-91-07
Томск (3822)98-41-53
Тула (4872)33-79-87
Тюмень (3452)66-21-18
Ульяновск (8422)24-23-59
Улан-Удэ (3012)59-97-51
Уфа (347)229-48-12
Хабаровск (4212)92-98-04
Чебоксары (8352)28-53-07
Челябинск (351)202-03-61
Череповец (8202)49-02-64
Чита (3022)38-34-83
Якутск (4112)23-90-97
Ярославль (4852)69-52-93

Россия +7(495)268-04-70

Казахстан +7(727)345-47-04

Беларусь +(375)257-127-884

Узбекистан +998(71)205-18-59

Киргизия +996(312)96-26-47

эл.почта: vha@nt-rt.ru || сайт: <https://vollrath.nt-rt.ru/>